

NAME: _____



Activity One

Live on the Air!



Pretend you are doing a live television interview with Sharon Bell Mathis, the author of *The Hundred Penny Box*. Think about some questions you would like to ask.

Write questions for each heading. Then, write the author's answers to the questions. Use the internet to find out information about Sharon Bell Mathis. Some answers can be your own ideas about what the author might say.

Three questions about the author's life.

Example: "Where were you born?"

1. _____

Answer : _____

2. _____

Answer : _____

3. _____

Answer : _____

Three questions about the story *The Hundred Penny Box*.

Example: "Why did you write this story?"

1. _____

Answer : _____

2. _____

Answer : _____

3. _____

Answer : _____

NAME: _____



Activity Two

Great Titles

A good title will give you some clues about the characters and what the story is about. Is the title of this story "The Hundred Penny Box" a good title? Explain your answer.

This story has been broken into ten sections for you to read and do activities. Read quickly over each section and think about the most important ideas in it. Then write a good title for each section.

Section one : _____

Section two : _____

Section three : _____

Section four : _____

Section five : _____

Section six : _____

Section seven : _____

Section eight : _____

Section nine : _____

Section ten : _____

NAME: _____



Activity Three

Aunt Dew's Room



When Aunt Dew came to live with Michael's family, she moved into Michael's small bedroom. Aunt Dew called the bedroom "this little narrow piece a room."

In this activity, you will draw your idea of how her bedroom looks. The story gives us some details about what the bedroom has. Use these details in your drawing of Aunt Dew's room.

- A single bed with quilts
- An old rocking chair
- A small dresser
- A blue record player
- A closet
- The hundred penny box

Add other details using your own imagination. Label the items in your picture.

A large rectangular area with a dotted border, intended for the student to draw Aunt Dew's room. In the bottom right corner of this area, there are faint blue icons: a square, a star, a hexagon, and an exclamation mark.

NAME: _____



Activity Four

Sequence Mini Book



In this activity, you will be making a mini book that will summarize the story.

- Read the sentences and number them to show their order in the story.
- Illustrate each sentence in the box beside it.
- Cut apart the strips. Staple them in order to complete your mini book.

Page # Michael argued with his mother about replacing the penny box with a small mahogany chest. She became very angry.

Page # Aunt Dew told Michael the story of how his grandparents drowned.

Page # Aunt Dew came from Atlanta to live with Michael and his family.

Page # Michael tried to cheer up Aunt Dew by showing her a picture of her old house and talking softly to her.

Page # Michael and Aunt Dew discuss hiding the hundred penny box. Michael knows a good place in the basement.

Page # Aunt Dew "moves to the music." Sometimes she sings her favorite song.

NAME: _____



Activity Five

Penny Hunt Research













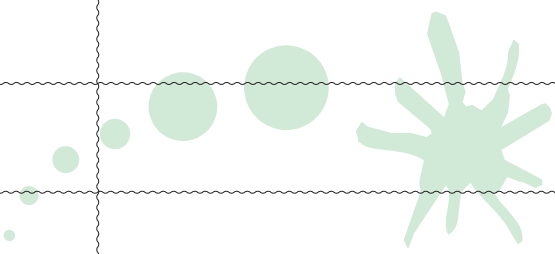
This activity may take you longer to complete. Try to find a penny for each year of your life. Ask family and friends to help you. Complete the research chart below by:

- Recording the years of your pennies. Start with the year you were born.
- Do a rubbing of each penny. Place the penny under the paper and lightly rub over it with the side of your pencil.
- Find an important event that happened for each year of your pennies.

Some of the events could be something important that happened in your family. E.g. "We moved to our new house in Chicago."

Year of Penny Penny Rubbing An important event that happened in this year



NAME: _____



Activity Six

Retell and Predict



Retell the story of *The Hundred Penny Box* from Aunt Dew's point of view. Use the starter sentences to help you. Check in the story for details. For the last section, try to predict what will happen after this in Michael and Aunt Dew's life.

Aunt Dew's Story


When I first heard that I was coming to live with my great-nephew's family, I didn't know what to think.

I like to do the same things over and over. I...

Michael really likes spending time with me because...

The hundred penny box is very important to me because...

Next year I will be 101 years old. I plan to...



Extension Activity: Go back and re-write your story from the point of view of Michael's mother and father.