

NAME: \_\_\_\_\_



# Activity One






## Healthy Eating



To be healthy, we need the right foods. This will help us to grow. These foods are protein, grains, fruit, vegetables, and dairy.

Use the bar graph below to survey the students in your class. Do they eat food from each category? Ask if they ate something from each of the groups the day before. If they did, color in one box on the graph for each food group they ate.

Your finished graph will show you if the class is eating healthy foods.

	1	2	3	4	5	6	7	8	9	10	11	12	13	14	15	16	17	18	19	20
<b>PROTEIN</b> 																				
<b>GRAIN</b> 																				
<b>FRUIT</b> 																				
<b>VEGETABLE</b> 																				
<b>DAIRY</b> 																				

**Did you eat something from these food groups yesterday?**



NAME: \_\_\_\_\_



# Activity Three

## The History of Chocolate



We did not always know about chocolate. Find out who discovered it and how it happened. Answer the questions below to learn more. Use the internet and books from the library to help you.

1. Where and when was chocolate first discovered?

---

---

---

2. What was it called before it was known as chocolate?

---

---

---

3. Chocolate used to be very precious and only certain people could have it. Who were they?

---

---

---

4. When did people in Europe start to drink chocolate?

---

---

---

5. Find out what countries in the world produce chocolate now.

---

---

---



# Activity Four

## Become A Screenwriter For The Movies



A screenwriter turns books into plays for actors. They use the words and actions in the story to write their play. Try writing your own screenplay of *The Chocolate Touch*.

1. First make a list of each of the characters in the story. Write a short description of them beside their names. The characters in a screenplay are known as **“The Cast”**.

Now you are ready to begin writing **“The Script”**. The script is the words and actions of each character. It gives **“Stage Directions”** for the actors. These directions tell the cast how they should speak and behave. The script also describes where the action takes place.

2. The words spoken in the play are called **“The Dialog”**. Go through the book and copy all the dialog. Put the character’s name before the words they say.

3. Add your stage directions as you write the actors’ words.

### Other Ideas To Do:

When your script is finished, try acting it out with some students.

Maybe you will want to design some sets and perform your play.

Have someone record your play with a camera.



NAME: \_\_\_\_\_



# Activity Five

## Learn How To Make A Diagram For Science




Scientists may draw a picture when they do their work. There are special rules to follow to make a drawing. Be a scientist and make your own science drawing. Do research to find out what cocoa trees and cocoa pods look like. Make a drawing of each one in the spaces below. Be careful and draw as well as you can. Your drawing needs to be very easy to see and read.

- RULES:** Be sure to use a very sharp pencil to draw simple lines.  
Your drawing should be big enough to fill the space on the page.  
Print neatly and label each part of the drawing.  
Use a ruler to draw straight lines to the labels.  
Write the title of your finished drawing at the top.

A large rectangular area divided into two equal halves by a vertical dotted line. The left half is light blue and the right half is light purple. The entire area is enclosed by a dotted border.

NAME: \_\_\_\_\_



# Activity Six

## Compare John Midas and King Midas



Read *The Chocolate Touch* and the story of King Midas. Use the chart below to compare the two stories.

	JOHN	KING MIDAS
What were the wishes of John Midas and King Midas?		
Describe what their lives were like before their wishes came true.		
How did John and King Midas feel when their wishes started to happen?		
What did John's mother turn into near the end of the story? What happened to the daughter of King Midas?		
What lesson did both John Midas and King Midas learn?		