




# Activity One

## Book Review

Now that you've completed reading *Roller Girl*, it's time to decide what you thought of the book. Did you like the story? Explain why you did or why you didn't enjoy the book.

A book review states your opinion and gives examples from the book to explain why you feel the way you do about it. The review also contains a short description of the story (without giving away any of the ending) and some of the themes and major events that happen along the way.

Your first sentence should tell the reader whether or not you enjoyed the book in a snappy and fun way. Each following paragraph should use examples and facts to back up your opinion.




The review should end with a final paragraph that gives the reader a summary of your points and restates your opinion—is this a book you would recommend? Your opinion should clearly tell the reader, in a fun and interesting way, whether they should read the book.

Make sure you explain your thoughts and use clear reasons why you do or don't like the book (too sad, not interesting). The finished product should be at least one typed, double-spaced page in length.



NAME: \_\_\_\_\_



# Activity Two

## Reporting on Roller Girl



Astrid is used to her mother bringing her to stuffy events of cultural enlightenment like the museum or the opera. Astrid finds these events boring and she assumes her best friend, Nicole, does as well. However, when Astrid's mother brings her and Nicole to a roller derby bout, Astrid is fascinated.

This begins Astrid's journey to becoming a roller derby player as she sharpens her skills with the younger version of the Rose City Rollers, the Rosebuds. However, it doesn't turn out to be as easy as the seasoned veteran roller derby players make it seem, and Astrid finds herself struggling. In the end, Astrid is able to overcome obstacles placed in her path and she makes a meaningful contribution during her first ever roller derby bout.


All of these events would make an interesting news story for a local blogger.

Imagine you are a blogger. Your job is to report on these events. You must write a short news post describing the events that led to Astrid's big moment. One way to get started is to take a look at some news articles from a blogger to show you how a news blog post should be written. Make sure the first sentence sums up the biggest point of news and the following paragraphs describe in further detail that event.

Your article should:

- Be at least 350 words.
- Include an opening sentence that describes the who, what, when, where, and how of the story.
- Interviews with characters from the book.
- Interviews with a character you make up.

NAME: \_\_\_\_\_



# Activity Three

## Astrid's Big Plan



Near the end of the book, Astrid is having a tough time. She has been lying to her mother and now they are fighting. She and her best friend Nicole are no longer speaking regularly, and Astrid's new friend, Zoey, is also angry at her.

In order to help make everything right, Astrid comes up with a plan that involves making masks and signs to support Zoey, who is going to be the jammer for the big bout. Astrid knows Zoey is nervous and wants to help ease her mind going into the competition.

Now, imagine Astrid can't come up with a way to apologize to Zoey and encourage her to compete hard during the bout.

She has come to you because you are well known for your ability to plan some amazing surprises for friends to make them feel better.

Your plan needs to be fairly simple, so that Astrid can pull it off herself without much help from any adults. What do you think would cheer Zoey up? How would you make sure your plan will have the biggest and best impact possible to help Zoey (also known as Slay Miserables)?

You can describe your plan in a few paragraphs of about 300 words total. Draw some pictures to help illustrate your plan and be sure to label them to ensure they are foolproof.

Be creative and use lots of detail in your drawing.



NAME: \_\_\_\_\_



# Activity Four

## Alternate Ending



At the end of the book, Nicole shows up to give Astrid some flowers to celebrate her performance in the bout. Nicole asks if Astrid wants to come to dinner, but Astrid says she'd rather go out to celebrate with her team. A panel reveals that Astrid forgot the flowers Nicole brought her at the roller derby rink. This seems to signify Astrid moving on from her best friend as they had appeared to be heading in separate directions throughout the book. Astrid is working hard to become a roller derby player while it seems Nicole and her new friend Rachel are only concerned with popularity and boys.

Now, imagine your job is to write an alternate—or different—ending to the book. Start your ending at the beginning of the final chapter of the book.

Try to keep the same sort of writing style and draw the comic panels and characters as best you can (you don't have to be a great artist). From there, you can make the story your own and be as creative as you want. What happened during the bout? Will Nicole continue to be best friends with Astrid? Does Zoey still find a way to win the bout? It will be up to you to answer all of these questions.

Your ending should:

- Include a conclusion to Astrid's story.
- Show what happened to Nicole, Zoey, and Rachel after the bout.
- Include at least two new characters who interact with each other and with characters from *Roller Girl*.
- Include an exciting event.

The finished product should be at least two typed, double-spaced pages.



NAME: \_\_\_\_\_



# Activity Five

## Rhymes with Asteroid



*Astrid and Nicole were as close as could be,  
Never went one without the other,  
Until Astrid decided to roller derby,  
And Nicole became friends with another.*

*Astrid cried and blamed her bully,  
Nicole wasn't sure what to do,  
Mixed emotions consumed Astrid fully,  
And then she dyed her hair blue.*

In this bonus activity, your task will be to sum up the story of *Roller Girl* with an original poem. Your poem should try to mention some of the major plot points from the story and capture the tone of the book.

Make sure you mention specific characters and events from the book. There are specific important moments from the book—like Astrid fighting with Nicole, or Astrid's mother finding out about her lying—that should be included.

You can use any type of poetry you want—whether it's a limerick or a haiku—as long as you stick to that style and its rules. Your poem does not necessarily have to rhyme as long as you stay within the rules of your chosen poetic style.

The length of your poem can vary based on your chosen style. Limericks are generally shorter, but can be tough to convey a lot of information in. Try to make your poems at least 100 words in length.



NAME: \_\_\_\_\_



# Activity Six

## Board Game



What if Astrid's story were part of your favorite board game? How would that work? What would it look like?

Choose a board game that you can base a new game on. While some of the basic gameplay should be similar to your chosen game, you can include some rules, actions, or other elements from other games, or of your own creation, as well. The game should be designed to be played by at least four players.

Partner in groups of four to design the game board, rules, and come up with some interesting and fun rules for your new game based on *Roller Girl*. Build your game board out of cardboard and decorate it as you see fit—as long as it includes elements from the book. Be creative.

When your group has finished designing the game, get together with another group and discuss the rules and different features of each other's games. Then, trade games and play a couple of rounds.

After the games, gather as a class and discuss some of the differences and some of the similarities found in the games.

Your board game should:

- Be playable by two to four players.
- Use artwork inspired by *Roller Girl*.
- Have at least one original rule or feature.
- Have a bonus trivia element using information from the book.

