

NAME: _____



Activity One

The Jazz Age

Music is a key part of this story. When Mrs. Hill shows Genesis some of her favorite artists, Genesis is hooked. Although she hadn't heard of the singers, she was quick to like them. She even researched them in the school library! Often, the music of the past can be overlooked by the songs of today.

You will research famous Blues, R&B, Soul, or Jazz musicians. Find out what made them so popular! What was their most loved tune? Spend some time searching artists from 20, 30 or 40 years ago! Is there an old tune your family loves to sing? Who is the artist? You may enjoy listening to a few musicians before you choose one for your project.

You may show your learning in a few formats. You may choose from:


- Brochure
- Poster
- Digital Slideshow
- Essay

As you create your project, include all the important details. Important information to add:

- Name of the Musician
- Birthdate
- Style of Music
- Dates
- Popular Songs

If you would like, add your own opinions. What do you like about the music? Which of their songs were your favorite? Let the music move you!

NAME: _____



Activity Two

Talent Show Act




The Talent Show is a huge event at Farmington Oaks Middle. Kids practice all year to be in the show. There are prizes and a big production. Genesis and many of her friends are excited to perform. Some students like Troy and Nia have solo acts, and others are in groups.


Do you have a talent you'd love to share? Are you a great singer? Perhaps you're an excellent dancer! Maybe your talent is one you have kept to yourself. It's time to share it with the world!

Students are asked to present their talent to the group. It should be about 3-5 minutes long. You can showcase any talent. Singing, dancing, juggling, anything goes! Maybe you have some great jokes to tell! You're encouraged to wear costumes and add music to your act.

Remember, practice makes perfect! Please rehearse at least three times before the show. Ask a friend to watch and give you some feedback. On the day of the show, you will vote for your favorite act. Who will take first place? Be courageous! You've got talent!



NAME: _____



Activity Three

A Thank You for Teacher



Mrs. Hill is a wonderful music teacher. She helps Genesis find a place in her new school. Mrs. Hill really helps Genesis discover new music and a love for singing. Her class is one that kids all seem to enjoy going to. Do you know a teacher like that? Is there someone in your school that makes their class fun?

Teachers do so many things for their students. Besides teaching them what they need to know, they care about kids. Teachers will take the time to listen to student problems and questions. They can make a huge difference in a kid's life. Often, they don't know how much of an impact they've made.

You will create a thank you card for a teacher that has meant a lot to you. It doesn't have to be a teacher in a regular classroom. Maybe you have a coach who has helped you on a team. Is there a volunteer that has made a club wonderful for you to be in? Think of anyone who has supported you in your learning.

A great thank you card would include:

- Picture(s) on the outside of the card.
- The name of who you are thanking.
- A kind message.
- Your signature.

Be careful to use correct spelling and punctuation. People love being appreciated. Share your message and make a teacher's day!



NAME: _____



Activity Four

Your Dream Bedroom



Genesis and her family have moved a lot. They often had to leave because of money issues. Every time she feels settled, she has to pack up her life. A person's bedroom is often their most private space. For teenagers, it can be a calm space that lets them relax. It can also be a place to have friends over. Genesis wishes she can stay in a place long enough to have sleepovers.

When the family moves to Farmington Hills, they can't believe the house they are in. It is beautiful! Genesis loves her bedroom. It's huge and has room for all of her things. What would be in your dream bedroom? Would you have a huge bed? Or maybe a lot of bookshelves? Who could you invite to sleep over? You will create your own oasis.

On the grid paper below, you will map out a bedroom. Be sure to label all of the furniture. Careful placement of your things will give a clear vision into your room. What style will you go for? Use a ruler for straight lines and easier planning. You must include a place to sleep and show windows and doors. If you would like to expand your design, draw what the walls would look like. There is no budget so use your imagination!

NAME: _____



Activity Five

Positive Vibes Only!



Genesis' new school is very different than ones she has been to before. It is big, clean, and full of décor. Students seem happy to be there and there is a community of belonging. One of the first things Genesis notices is a lot of posters. They are meant to motivate the students. Have you seen these in your classroom? They are usually colorful and encourage us to think positively. What messages do you wish you could see in your school?

You will create a poster that inspires others. You can choose to design this poster digitally or on paper. Choose whichever materials will most suit your words. A few reminders for an effective poster design:

- Bright, bold colors.
- Less text, more pictures.
- Correct spelling.
- Easy to see images.
- Clear message.

A positive message can brighten other's day. Maybe there is a cause you want to champion. Want your peers to stop littering? Put it in a poster! Should people treat others with kindness? Poster! You can change the world, one poster at a time!



NAME: _____



Activity Six

An Album Tells A Story



Readers have seen how much music impacts Genesis. Her story revolves around loving music and how art can make us feel. She uses music to become more confident and truer to herself. Often in movies and television shows, music soundtracks help tell the story. The right songs can help us love the story even more!

Imagine that this book has been made into a movie. What does this movie need? It needs a soundtrack! You will make an album for the movie adaptation. You will need to provide an album cover and a list of songs that will be played in the movie.

What kind of music should you include? You are welcome to use music from today's hits or songs from the past. This story highlighted many artists and music from the past. Aim to have approximately 10 different songs on your list. Make sure you include both the artist and song title.

One strategy for this assignment is think of key moments in the story. What happened? What was the mood? What song do you know that would best show that? You can choose songs with lyrics or instrumental. You are the creative director! Find the music that moves you! Draw your album cover in the space provided. Write down the list of songs that will appear in your soundtrack.