

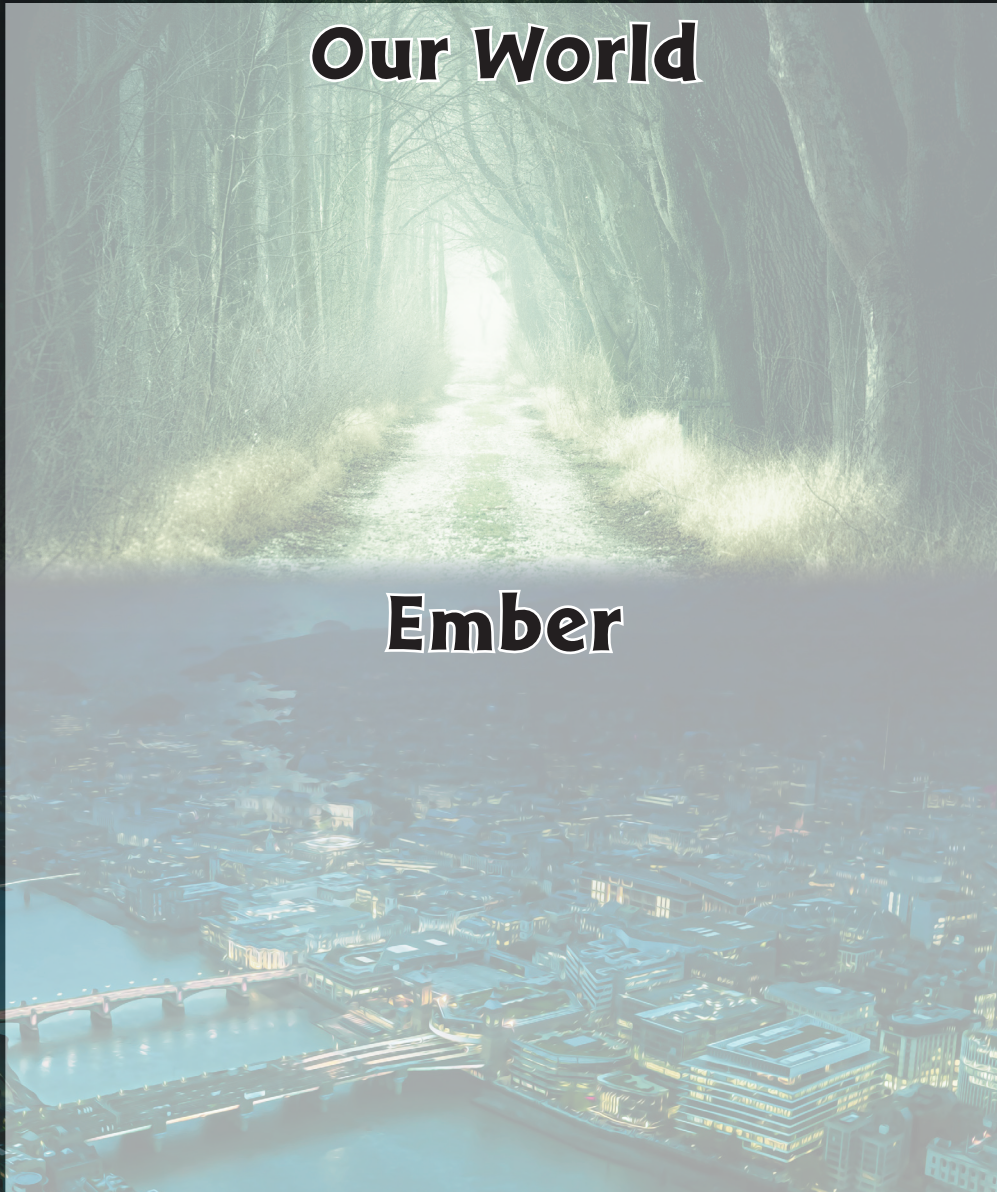
World Building



There are many things the author does in *The City of Ember* that set up a world that is much different than the world we know. For example, words like “boat” have lost their meaning over the about 241-year history of the city. People must reuse and make the most of every item they have because there is a limited supply. Use this organizer to note some of the things the author does to set up the world of Ember.

Our World

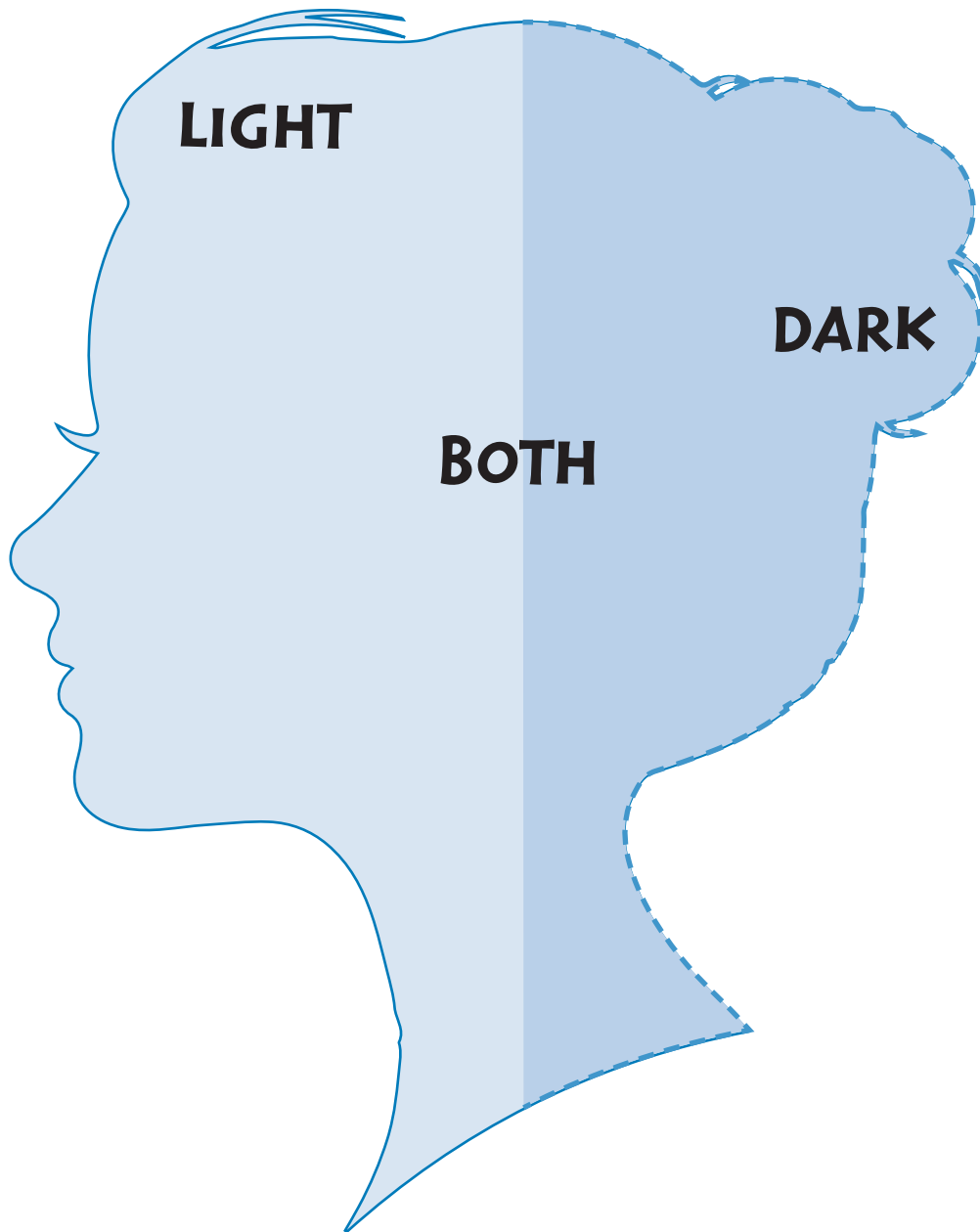
Ember



Light and Dark



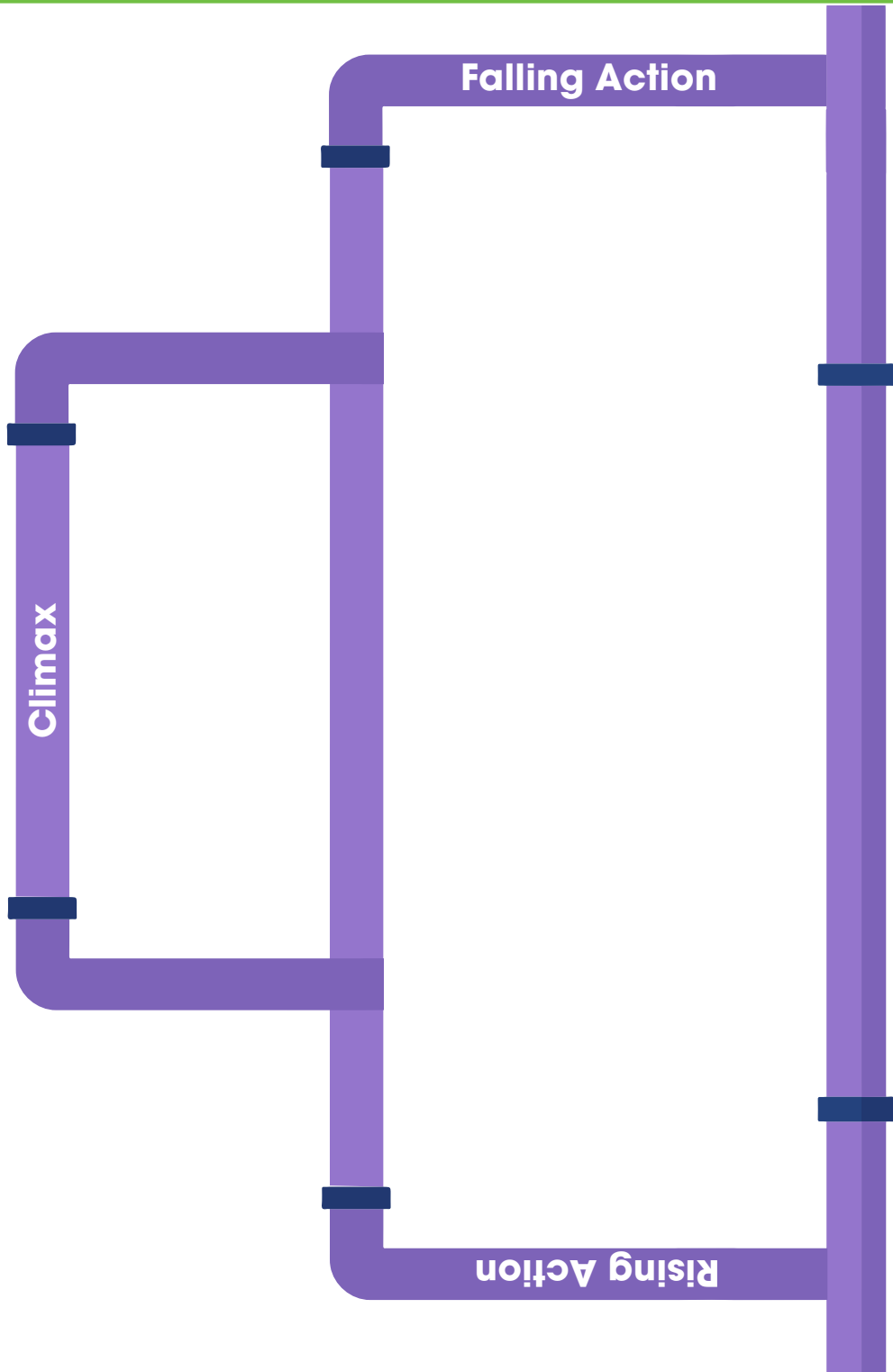
A protagonist is a character in a story that can be considered “the good guy” or the person the story follows. An antagonist is “the bad guy” or person who goes against the hero. On one side is light, and on the other is darkness. Every story has people who fit into these categories and some characters who can fit into both. In this organizer, you will name and describe characters who fit these descriptions and people who fit in between.



Pipeline Timeline



The City of Ember is a story in which characters rely heavily on the underground network called the Pipeworks. The Pipeworks is the place where all water and electricity for the city comes from and could be considered to be central to the plot of the story. In this organizer, picture the pipes as the plot of the story. Each branching pipe represents an important moment or point of action that you feel is important.



The City of Ember – Gr. 5-6

- **RSL.5.1** Quote accurately from a text when explaining what the text says explicitly and when drawing inferences from the text.
- **RSL.5.2** Determine a theme of a story, drama, or poem from details in the text, including how characters in a story or drama respond to challenges or how the speaker in a poem reflects upon a topic; summarize the text.
- **RSL.5.3** Compare and contrast two or more characters, settings, or events in a story or drama, drawing on specific details in the text.
- **RSL.5.4** Determine the meaning of words and phrases as they are used in a text, including figurative language such as metaphors and similes.
- **RSL.5.5** Explain how a series of chapters, scenes, or stanzas fits together to provide the overall structure of a particular story, drama, or poem.
- **RSL.5.6** Describe how a narrator's or speaker's point of view influences how events are described.
- **RSL.5.9** Compare and contrast stories in the same genre on their approaches to similar themes and topics.
- **RSL.5.10** By the end of the year read and comprehend literature, including stories, dramas, and poetry, at the high end of the grades 4–5 text complexity band independently and proficiently.
- **RSL.6.1** Cite textual evidence to support analysis of what the text says explicitly as well as inferences drawn from the text.
- **RSL.6.2** Determine a theme or central idea of a text and how it is conveyed through particular details; provide a summary of the text distinct from personal opinions or judgments.
- **RSL.6.3** Describe how a particular story's or drama's plot unfolds in a series of episodes as well as how the characters respond or change as the plot moves toward a resolution.
- **RSL.6.4** Determine the meaning of words and phrases as they are used in a text, including figurative and connotative meanings; analyze the impact of a specific word choice on meaning and tone.
- **RSL.6.5** Analyze how a particular sentence, chapter, scene, or stanza fits into the overall structure of a text and contributes to the development of the theme, setting, or plot.
- **RSL.6.6** Explain how an author develops the point of view of the narrator or speaker in a text.
- **RSL.6.10** By the end of the year read and comprehend literature, including stories, dramas, and poems, in the grades 6–8 text complexity band proficiently, with scaffolding as needed at the high end of the range.
- **RSFS.5.3** Know and apply grade-level phonics and word analysis skills in decoding words. **A)** Use combined knowledge of all letter-sound correspondences, syllabication patterns, and morphology to read accurately unfamiliar multisyllabic words in context and out of context.
- **RSFS.5.4** Read with sufficient accuracy and fluency to support comprehension. **A)** Read grade-level text with purpose and understanding. **B)** Read grade-level prose and poetry orally with accuracy, appropriate rate, and expression on successive readings. **C)** Use context to confirm or self-correct word recognition and understanding, rereading as necessary.
- **WS.5.1** Write opinion pieces on topics or texts, supporting a point of view with reasons and information. **A)** Introduce a topic or text clearly, state an opinion, and create an organizational structure in which ideas are logically grouped to support the writer's purpose. **B)** Provide logically ordered reasons that are supported by facts and details. **C)** Link opinion and reasons using words, phrases, and clauses. **D)** Provide a concluding statement or section related to the opinion presented.
- **WS.5.2** Write informative/explanatory texts to examine a topic and convey ideas and information clearly. **A)** Introduce a topic clearly, provide a general observation and focus, and group related information logically; include formatting, illustrations, and multimedia when useful to aiding comprehension. **B)** Develop the topic with facts, definitions, concrete details, quotations, or other information and examples related to the topic. **C)** Link ideas within and across categories of information using words, phrases, and clauses. **D)** Use precise language and domain-specific vocabulary to inform about or explain the topic. **E)** Provide a concluding statement or section related to the information or explanation presented.
- **WS.5.3** Write narratives to develop real or imagined experiences or events using effective technique, descriptive details, and clear event sequences. Orient the reader by establishing a situation and introducing a narrator and/or characters; organize an event sequence that unfolds naturally. **B)** Use narrative techniques, such as dialogue, description, and pacing, to develop experiences and events or show the responses of characters to situations. **C)** Use a variety of transitional words, phrases, and clauses to manage the sequence of events. **D)** Use concrete words and phrases and sensory details to convey experiences and events precisely. **E)** Provide a conclusion that follows from the narrated experiences or events.
- **WS.5.4** Produce clear and coherent writing in which the development and organization are appropriate to task, purpose, and audience.
- **WS.5.7** Conduct short research projects that use several sources to build knowledge through investigation of different aspects of a topic.
- **WS.5.8** Recall relevant information from experiences or gather relevant information from print and digital sources; summarize or paraphrase information in notes and finished work, and provide a list of sources.
- **WS.5.9** Recall relevant information from experiences or gather relevant information from print and digital sources; summarize or paraphrase information in notes and finished work, and provide a list of sources.
- **WS.6.1** Write arguments to support claims with clear reasons and relevant evidence. **A)** Introduce claim(s) and organize the reasons and evidence clearly. **B)** Support claim(s) with clear reasons and relevant evidence, using credible sources and demonstrating an understanding of the topic or text. **C)** Use words, phrases, and clauses to clarify the relationships among claim(s) and reasons. **D)** Establish and maintain a formal style. **E)** Provide a concluding statement or section that follows from the argument presented.
- **WS.6.2** Write informative/explanatory texts to examine a topic and convey ideas, concepts, and information through the selection, organization, and analysis of relevant content. **A)** Introduce a topic; organize ideas, concepts, and information, using strategies such as definition, classification, comparison/contrast, and cause/effect; include formatting, graphics, and multimedia when useful to aiding comprehension. **B)** Develop the topic with relevant facts, definitions, concrete details, quotations, or other information and examples. **C)** Use appropriate transitions to clarify the relationships among ideas and concepts. **D)** Use precise language and domain-specific vocabulary to inform about or explain the topic. **E)** Establish and maintain a formal style. **F)** Provide a concluding statement or section that follows from the information or explanation presented.
- **WS.6.3** Write narratives to develop real or imagined experiences or events using effective technique, relevant descriptive details, and well-structured event sequences. **A)** Engage and orient the reader by establishing a context and introducing a narrator and/or characters; organize an event sequence that unfolds naturally and logically. **B)** Use narrative techniques, such as dialogue, pacing, and description, to develop experiences, events, and/or characters. **C)** Use a variety of transition words, phrases, and clauses to convey sequence and signal shifts from one time frame or setting to another. **D)** Use precise words and phrases, relevant descriptive details, and sensory language to convey experiences and events. **E)** Provide a conclusion that follows from the narrated experiences or events.
- **WS.6.4** Produce clear and coherent writing in which the development, organization, and style are appropriate to task, purpose, and audience.
- **WS.6.7** Conduct short research projects to answer a question, drawing on several sources and refocusing the inquiry when appropriate.
- **WS.6.8** Gather relevant information from multiple print and digital sources; assess the credibility of each source; and quote or paraphrase the data and conclusions of others while avoiding plagiarism and providing basic bibliographic information for sources.
- **WS.6.9** Draw evidence from literary or informational texts to support analysis, reflection, and research. **A)** Apply *grade 6 Reading standards* to literature. **B)** Apply *grade 6 Reading standards* to literary nonfiction.