

Traits

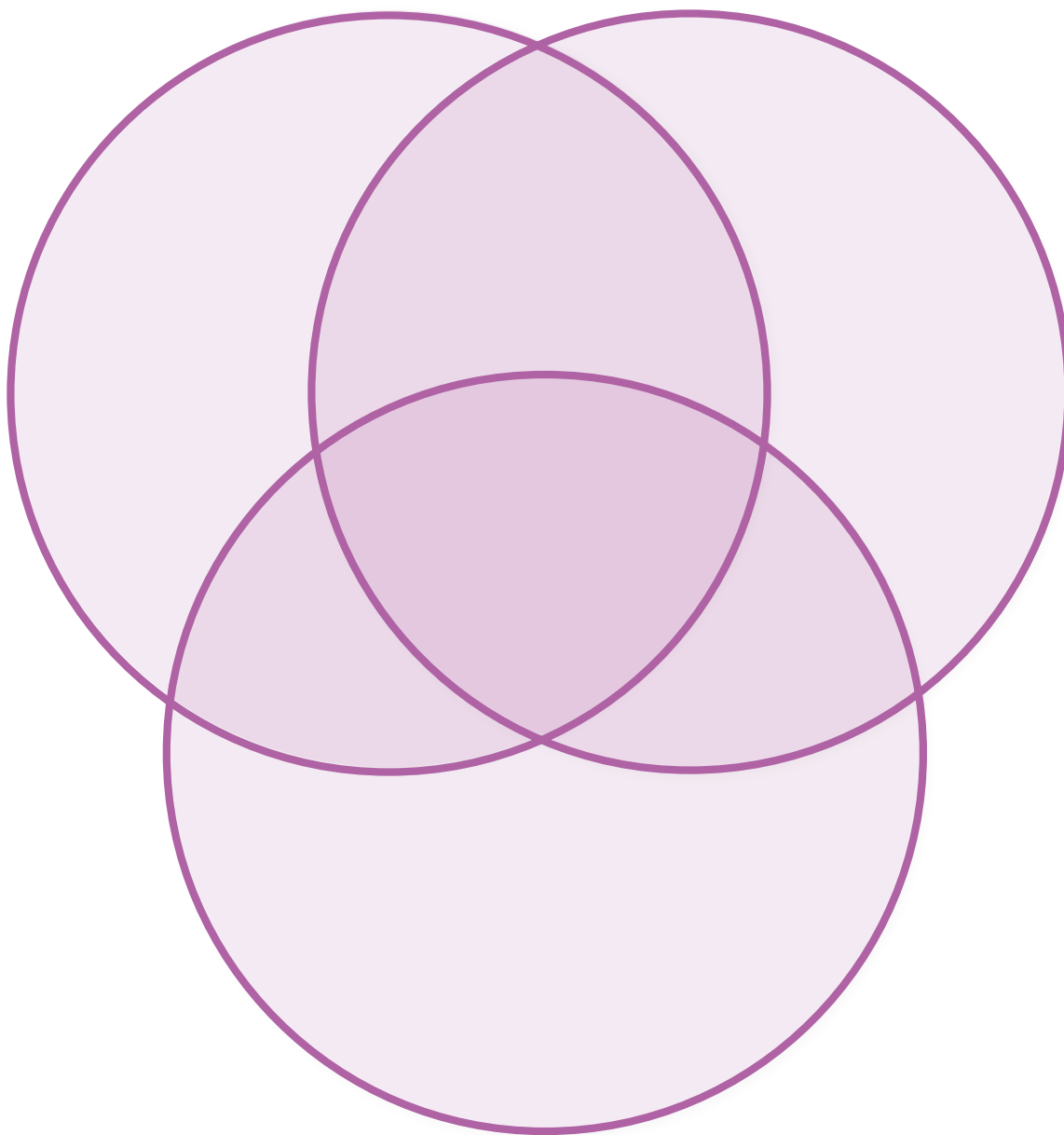


Johnny Tremain shares some things in common with Rab. He also shares some things in common with Jonathan Lyte. Does Rab have anything in common with Lyte? Use this Venn diagram to explore some of the differences and similarities between three characters of your choice.

Character #1:

Character #2:


Character #3:



Moments of Loss



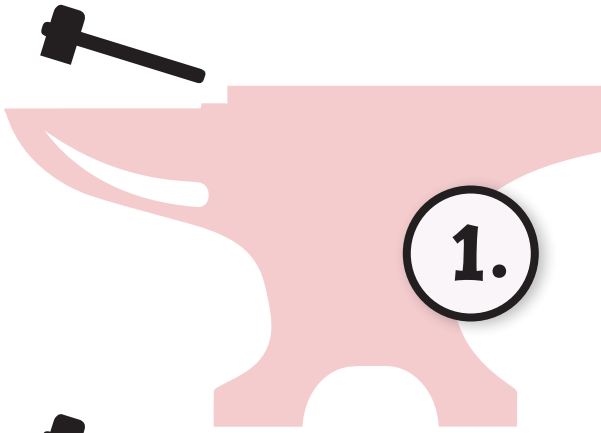

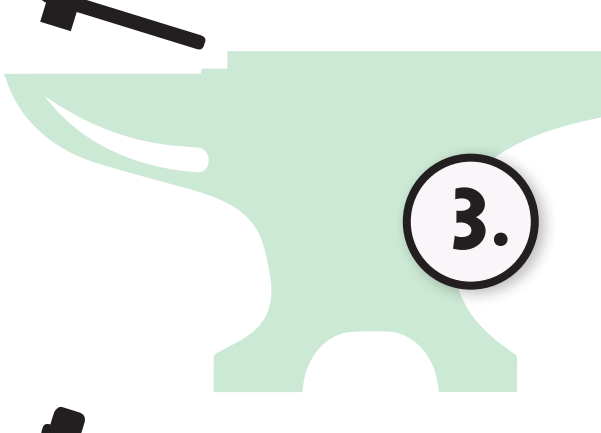
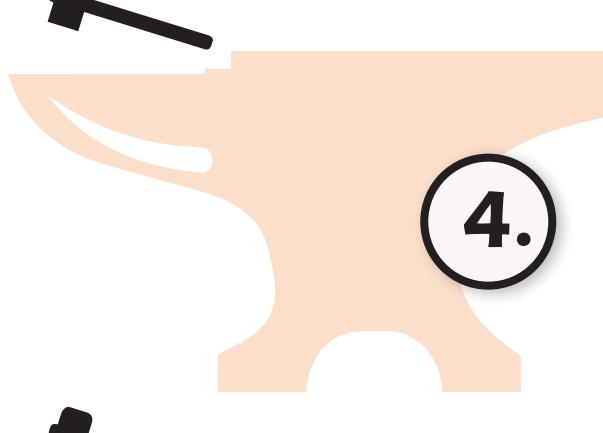


There are several moments throughout the book where characters must deal with loss in some way. For Johnny, it's his hand and his future as a silversmith. Losses could mean emotional losses or possessions that were lost. Use this organizer to describe some of the various moments of loss throughout the book.



Forged



There are moments throughout the book where Johnny finds himself in a crucible and must find a way to forge ahead. Use this organizer to describe the changes Johnny went through throughout the story. How did his personality change? How did his outlook on life change? These are the types of questions this organizer will help you contemplate.

Johnny Tremain

- **RSL.7.1** Cite several pieces of textual evidence to support analysis of what the text says explicitly as well as inferences drawn from the text.
- **RSL.7.2** Determine a theme or central idea of a text and analyze its development over the course of the text; provide an objective summary of the text.
- **RSL.7.3** Analyze how particular elements of a story or drama interact.
- **RSL.7.4** Determine the meaning of words and phrases as they are used in a text, including figurative and connotative meanings; analyze the impact of rhymes and other repetitions of sounds on a specific verse or stanza of a poem or section of a story or drama.
- **RSL.7.6** Analyze how an author develops and contrasts the points of view of different characters or narrators in a text.
- **RSL.7.10** By the end of the year read and comprehend literature, including stories, dramas, and poems, in the grades 6–8 text complexity band proficiently, with scaffolding as needed at the high end of the range.
- **RSL.8.1** Cite the textual evidence that most strongly supports an analysis of what the text says explicitly as well as inferences drawn from the text.
- **RSL.8.2** Determine a theme or central idea of a text and analyze its development over the course of the text, including its relationship to the characters, setting, and plot; provide an objective summary of the text.
- **RSL.8.3** Analyze how particular lines of dialogue or incidents in a story or drama propel the action, reveal aspects of a character, or provoke a decision.
- **RSL.8.4** Determine the meaning of words and phrases as they are used in a text, including figurative and connotative meanings; analyze the impact of specific word choices on meaning and tone, including analogies or allusions to other texts.
- **RSL.8.6** Analyze how differences in the points of view of the characters and the audience or reader create such effects as suspense or humor.
- **RSL.8.10** By the end of the year read and comprehend literature, including stories, dramas, and poems, at the high end of grades 6–8 text complexity band independently and proficiently.
- **WS.7.1** Write arguments to support claims with clear reasons and relevant evidence. **A)** Introduce claim(s), acknowledge alternate or opposing claims, and organize the reasons and evidence logically. **B)** Support claim(s) with logical reasoning and relevant evidence, using accurate, credible sources and demonstrating an understanding of the topic or text. **C)** Use words, phrases, and clauses to create cohesion and clarify the relationships among claim(s), reasons, and evidence. **D)** Establish and maintain a formal style. **E)** Provide a concluding statement or section that follows from and supports the argument presented.
- **WS.7.2** Write informative/explanatory texts to examine a topic and convey ideas, concepts, and information through the selection, organization, and analysis of relevant content. **A)** Introduce a topic clearly, previewing what is to follow; organize ideas, concepts, and information, using strategies such as definition, classification, comparison/contrast, and cause/effect; include formatting, graphics, and multimedia when useful to aiding comprehension. **B)** Develop the topic with relevant facts, definitions, concrete details, quotations, or other information and examples. **C)** Use appropriate transitions to create cohesion and clarify the relationships among ideas and concepts. **D)** Use precise language and domain-specific vocabulary to inform about or explain the topic. **E)** Establish and maintain a formal style. **F)** Provide a concluding statement or section that follows from and supports the information or explanation presented.
- **WS.7.3** Write narratives to develop real or imagined experiences or events using effective technique, relevant descriptive details, and well-structured event sequences. **A)** Engage and orient the reader by establishing a context and point of view and introducing a narrator and/or characters; organize an event sequence that unfolds naturally and logically. **B)** Use narrative techniques, such as dialogue, pacing, and description, to develop experiences, events, and/or characters. **C)** Use a variety of transition words, phrases, and clauses to convey sequence and signal shifts from one time frame or setting to another. **D)** Use precise words and phrases, relevant descriptive details, and sensory language to capture the action and convey experiences and events. **E)** Provide a conclusion that follows from and reflects on the narrated experiences or events.
- **WS.7.4** Produce clear and coherent writing in which the development, organization, and style are appropriate to task, purpose, and audience.
- **WS.7.7** Conduct short research projects to answer a question, drawing on several sources and generating additional related, focused questions for further research and investigation.
- **WS.7.8** Gather relevant information from multiple print and digital sources, using search terms effectively; assess the credibility and accuracy of each source; and quote or paraphrase the data and conclusions of others while avoiding plagiarism and following a standard format for citation.
- **WS.7.9** Draw evidence from literary or informational texts to support analysis, reflection, and research. **A)** Apply *grade 7 Reading standards* to literature. **B)** Apply *grade 7 Reading standards* to literary nonfiction.
- **WS.8.1** Write arguments to support claims with clear reasons and relevant evidence. **A)** Introduce claim(s), acknowledge and distinguish the claim(s) from alternate or opposing claims, and organize the reasons and evidence logically. **B)** Support claim(s) with logical reasoning and relevant evidence, using accurate, credible sources and demonstrating an understanding of the topic or text. **C)** Use words, phrases, and clauses to create cohesion and clarify the relationships among claim(s), counterclaims, reasons, and evidence. **D)** Establish and maintain a formal style. **E)** Provide a concluding statement or section that follows from and supports the argument presented.
- **WS.8.2** Write informative/explanatory texts to examine a topic and convey ideas, concepts, and information through the selection, organization, and analysis of relevant content. **A)** Introduce a topic clearly, previewing what is to follow; organize ideas, concepts, and information into broader categories; include formatting, graphics, and multimedia when useful to aiding comprehension. **B)** Develop the topic with relevant, well-chosen facts, definitions, concrete details, quotations, or other information and examples. **C)** Use appropriate and varied transitions to create cohesion and clarify the relationships among ideas and concepts. **D)** Use precise language and domain-specific vocabulary to inform about or explain the topic. **E)** Establish and maintain a formal style. **F)** Provide a concluding statement or section that follows from and supports the information or explanation presented.
- **WS.8.3** Write narratives to develop real or imagined experiences or events using effective technique, relevant descriptive details, and well-structured event sequences. **A)** Engage and orient the reader by establishing a context and point of view and introducing a narrator and/or characters; organize an event sequence that unfolds naturally and logically. **B)** Use narrative techniques, such as dialogue, pacing, description, and reflection, to develop experiences, events, and/or characters. **C)** Use a variety of transition words, phrases, and clauses to convey sequence, signal shifts from one time frame or setting to another, and show the relationships among experiences and events. **D)** Use precise words and phrases, relevant descriptive details, and sensory language to capture the action and convey experiences and events. **E)** Provide a conclusion that follows from and reflects on the narrated experiences or events.
- **WS.8.4** Produce clear and coherent writing in which the development, organization, and style are appropriate to task, purpose, and audience.
- **WS.8.7** Conduct short research projects to answer a question, drawing on several sources and generating additional related, focused questions that allow for multiple avenues of exploration.
- **WS.8.8** Gather relevant information from multiple print and digital sources, using search terms effectively; assess the credibility and accuracy of each source; and quote or paraphrase the data and conclusions of others while avoiding plagiarism and following a standard format for citation.
- **WS.8.9** Draw evidence from literary or informational texts to support analysis, reflection, and research. **A)** Apply *grade 8 Reading standards* to literature. **B)** Apply *grade 8 Reading standards* to literary nonfiction.