





Contents


 TEACHER GUIDE	
• Critical Thinking Skills	2
• Assessment Rubric	4
• Teacher Guide	5
• Student Reading Log	7
• Student Self-Assessment Rubric	8
• Bloom's Taxonomy & Vocabulary List	9
 EASY MARKING™ ANSWER KEY	10
 STUDENT WORKSHEETS	
• Remembering	11
• Understanding	17
• Applying	23
• Analysing	29
• Evaluating	35
• Creating	41
• Hands-on Activities	47
• Crossword Puzzle	51
• Word Search Puzzle	52
• Comprehension Quiz	53
GRAPHIC ORGANIZERS	55

✓ **6 BONUS Activity Pages!** Additional worksheets for your students

FREE!

- Go to our website: www.classroomcompletepress.com/bonus
- Enter item CC1108 or Reading Response Forms
- Enter pass code CC1108D for Activity Pages





After You Read



My name: _____
Title of my book: _____
Author: _____

Describe a Setting

Authors describe many unusual and exciting settings in their stories.

Choose one setting or place from your story that you really liked.

Think about **where** it was, **what** it looked like, **words** to describe it and **why** you liked it.

Complete the chart using your ideas and words.

The setting I liked is: _____

Where it is: _____

5 words to describe it: _____

Why I liked it: _____

If looks like this: _____

Would you ever be able to visit this place? Why? _____



After You Read



My name: _____
Title of my book: _____
Author: _____

Postcard from a Character

Pretend you have received a postcard from the main character in your story.

He/she tells you about what has happened to them but they don't tell you how the story ends.

Think about what the character might tell you.

Write your ideas on the lines on the **left side** of the card.

Address the postcard to yourself. **Write** on the **right side** of the card.


Design a stamp for the postcard.

Date: _____

Dear _____

Yours truly, _____

To: _____



After You Read



My name: _____
Title of my book: _____
Author: _____

What is a Biography?

A **biography** is a book about the life of a **real person**. Often the biography is about someone who has done something special in their lifetime. When we read a biography, we get to know the person better and we learn about what they have accomplished.

Fill in the facts you learned in the biography you read.

- Who is the person you read about? _____
- Tell something about the person's life as he/she was growing up.
 - When was this person born? _____
 - Where was this person born? _____
 - What was their family life like? _____
- What struggles did this person have before they were successful? _____
- What was this person's special talent? _____
- What was this person's main accomplishment? _____
- How do you think this person's accomplishments have affected our world? _____



After You Read



My name: _____
Title of my book: _____
Author: _____

Fine Finale!

The **ending** or **finale** of a story should give us the feeling that every loose end has been tied up. We like to feel that the story is **complete**.


Think about the way your story ended.

Did you feel the story was complete?

Did the author "wrap up" all the details?

Did the story end the way you thought it would? Tell why or why not.

Write your own ending to this story. Remember to leave the reader feeling like your story is complete.



My name: _____
Title of my book: _____
Author: _____

Read and Review

Complete the information on your book and rate each section.

Put a check mark under the number.

LOW 1 2 3 4 5 HIGH

	1	2	3	4	5
Title: Did it catch your interest? Is it suited to the story?					
Illustrations: Do they portray events in the story? Do they add extra details?					
Setting: Is the setting clear to the reader? Is this the best setting for this plot?					
Characters: Are the characters believable? Do the characters act the way they should?					
Plot: Is the story line interesting and easy to follow? Does the story hold your interest and make you want to read to the end? Are there surprise events that you didn't expect?					
Ending: Did this story end the way you thought it would? Do you think this is the best ending for this story? Are all the loose ends tied up?					

I chose this book because _____

I would/would not read another book by this author because _____



My name: _____
Title of my book: _____
Author: _____

Character Wanted Poster

Select a character from your story for your poster.

Draw and color a picture of your "wanted" character.

Complete the information under the picture.



Name of character: _____

Height: _____ **Weight:** _____

Eye color: _____ **Hair color:** _____

Special marks: (scars, tattoo) _____

Last seen: _____

Wanted for: _____

Reward amount: _____

If you have any information, contact: _____



MY NAME: _____

Comprehension Quiz



Answer the questions by circling the correct letter.

- Word Meaning: Choose the meaning used in the story.**
- intriguing:** a) well-known b) mysterious c) full of life d) invisible
 - enormous:** a) unable to fly b) cannot be moved c) huge d) unwell
 - launched:** a) started b) ended c) loaded d) exploded
- 4.** Which sentence is true?
a) The jets took off from Miami. c) Only four Super-Sabres came out of the cloud.
b) The weather was unsuitable for take-off. d) The fifth jet was later found.
- 5.** Gernon is: a) an experienced pilot c) afraid of flying
b) unable to tell time d) careless
- 6.** The best title for this story is:
a) The Dangers of Flying c) Beware the Bermuda Triangle
b) Lost at Sea d) Clouds
- 7.** Why do you think Bruce Gernon was able to escape the cloud?
a) He gunned his engine and headed for the hole. c) He only thought he was in danger.
b) He shut off the engine and floated to safety. d) He was rescued by another plane.
- 8.** Why do you think most people believe in the reports about strange events in the Bermuda Triangle?
a) People like those kinds of stories. c) There have been many reliable witnesses.
b) Ships and planes have accidents. d) Not many events have happened there.

1, 2, 3 and Counting!

Complete the sections by using the exact number of words.

- one word to tell the name of the main character.
- two words that describe the main character.
- three words that describe the setting.
- four words that tell what the main character wanted in the story.
- five words that tell what problem the main character faced.
- six words that tell how the problem was solved.
- seven words that describe the best part of the book.
- eight words that tell why you would or would not tell a friend to read this book.

1.	
2.	
3.	
4.	
5.	
6.	
7.	
8.	

Now try this: Write a sentence of exactly nine words to tell what you think could happen next after this story has ended.



Word Search Who Can be a Character?

Words are placed across and up and down.

astronaut	firefighter	kangaroo	parrot	unicorn
bulldozer	ghost	ladybug	queen	vampire
camper	hamster	mouse	rock star	walrus
detective	insect	neighbor	scarecrow	yak
explorer	jockey	octopus	tadpole	zebra

r	x	v	m	z	s	f	r	r	u	q	e	a	h	a	a
o	d	m	a	i	l	i	e	n	c	s	t	a	s	s	t
c	v	a	m	p	i	r	e	d	u	m	m	u	j	t	w
k	a	n	t	k	o	e	f	o	h	s	p	i	o	r	i
s	e	m	e	l	t	f	m	e	t	o	t	n	c	o	t
t	j	v	p	i	y	i	g	e	t	f	s	s	k	n	w
a	z	x	i	e	g	g	r	c	o	k	o	e	e	a	o
r	e	z	w	t	r	h	o	r	a	u	h	c	y	u	r
o	b	a	s	d	c	t	b	y	t	y	g	t	b	t	c
u	r	r	a	u	r	e	z	o	d	l	l	u	b	y	e
s	a	d	e	t	r	r	t	o	r	r	a	p	e	r	r
g	u	b	y	d	a	l	f	e	c	q	u	e	e	n	a
n	r	o	c	i	n	u	a	t	d	l	y	c	v	b	c
k	a	n	g	a	r	o	o	w	e	k	c	i	n	s	s
e	t	i	t	a	d	p	o	l	e	x	c	v	b	n	b

Word Search Answers

v	m	z	s	f	r	r	u	q	e	a	h	a	a
m	a	i	l	i	e	n	c	s	t	a	s	s	t
a	m	p	i	r	e	d	u	m	m	u	j	t	w
n	t	k	o	e	f	o	h	s	p	i	o	r	i
m	e	l	t	f	m	e	t	o	t	n	c	o	t
x	r	e	g	g	r	c	o	k	o	e	e	a	o
z	w	t	r	h	o	r	a	u	h	c	y	u	r
a	s	d	c	t	b	y	t	y	g	t	b	t	c
r	a	u	r	e	z	o	d	l	l	u	b	y	e
d	e	t	r	r	t	o	r	r	a	p	e	r	r
b	y	d	a	l	f	e	c	q	u	e	e	n	a
o	c	i	n	u	a	t	d	l	y	c	v	b	c
n	g	a	r	o	o	w	e	k	c	i	n	s	s
i	t	a	d	p	o	l	e	x	c	v	b	n	b

EASY MARKING ANSWER KEY

- b)
- c)
- a)
- c)
- a)
- c)
- a)
- c)

