

# Contents



## TEACHER GUIDE

• Critical Thinking Skills .....	2
• Assessment Rubric .....	4
• Teacher Guide .....	5
• Graphic Organizers .....	6
• Bloom's Taxonomy .....	7
• Vocabulary List .....	8



## STUDENT WORKSHEETS

• Onset-Rime Addition .....	9
• Make-a-Word .....	14
• Picture Rimes .....	20
• Sentence Completion .....	24
• Cloze .....	27
• Find-a-Rime .....	33
• Reading Passages .....	36
• What's Different .....	39
• Writing Tasks .....	40
• Rime & Onset Cards .....	42
• Crossword .....	46
• Word Search .....	47
• Comprehension Quiz .....	48




## EASY MARKING™ ANSWER KEY .....

## GRAPHIC ORGANIZERS .....

**FREE!**


✓ **6 BONUS Activity Pages!** Additional worksheets for your students

- Go to our website: [www.classroomcompletepress.com/bonus](http://www.classroomcompletepress.com/bonus)
- Enter item CC1111 or Word Families - Long Vowels
- Enter pass code CC1111D for Activity Pages





## Onset - Rime Addition



-y

1. Add the onset to the rime to create a new word. Say the word. Write the word on the line. **The first one has been done for you.**

fl + y = fly

m + y = \_\_\_\_\_

cr + y = \_\_\_\_\_

b + y = \_\_\_\_\_

pl + y = \_\_\_\_\_

sk + y = \_\_\_\_\_

sl + y = \_\_\_\_\_

tr + y = \_\_\_\_\_

wh + y = \_\_\_\_\_

2. Write two sentences using the -y family words.

a) \_\_\_\_\_

b) \_\_\_\_\_



## Make-A-Word Activity 1



-ail

- Choose an onset to add to the rime to create a new word. Say the word. Write the word on the line. **The first one has been done for you.**

h b t l s sn j tr n p r m fr qu f w cr

snail \_\_\_\_\_ail \_\_\_\_\_ail \_\_\_\_\_ail \_\_\_\_\_ail

\_\_\_\_\_ail \_\_\_\_\_ail \_\_\_\_\_ail \_\_\_\_\_ail

\_\_\_\_\_ail \_\_\_\_\_ail \_\_\_\_\_ail \_\_\_\_\_ail

## Make-A-Word Activity 2



-ame

- Choose an onset to add to the rime to create a new word. Say the word. Write the word on the line. **The first one has been done for you.**

b f s t cr l ft bl c g

flame \_\_\_\_\_ame \_\_\_\_\_ame

\_\_\_\_\_ame \_\_\_\_\_ame \_\_\_\_\_ame

\_\_\_\_\_ame \_\_\_\_\_ame



## Long "o" Picture Rimes

Look at the picture. Choose the best onset to finish each word.



\_\_\_\_oat



\_\_\_\_one


\_\_\_\_ose



\_\_\_\_old



\_\_\_\_ore



\_\_\_\_ole



\_\_\_\_oke



\_\_\_\_ose



\_\_\_\_ose



## Long Vowel Sentence Completion

Choose a word from the box to make the sentence complete. The boxes show tall and small letters. **The first one has been done for you.**

stain bright bake sweep feet cake keep beet light nice slice Coke

1. You must **s** **w** **e** **e** **p** to **k** **e** **e** **p** the floor clean.

2. My mom wants me to \_\_\_\_\_ a \_\_\_\_\_.

3. Joe got a \_\_\_\_\_ on his pants.

4. The \_\_\_\_\_ fell on his \_\_\_\_\_.

5. Can I have a can of \_\_\_\_\_?

6. The \_\_\_\_\_ man gave me a \_\_\_\_\_ of cake.

7. The \_\_\_\_\_ woke him up.



## Writing Task #2: Riming Poem

**ACTIVITY #1** Choose a rime from the rime cards. Use the onset cards to create as many words as you can.

Rime: \_\_\_\_\_

\_\_\_\_\_

\_\_\_\_\_

\_\_\_\_\_

**ACTIVITY #2**

Use the words to compose a poem.

by \_\_\_\_\_

\_\_\_\_\_

\_\_\_\_\_

\_\_\_\_\_

\_\_\_\_\_

\_\_\_\_\_

## Word Search

Find all of the words in the Word Search. Words are written horizontally, vertically, diagonally, and some are even written backwards.

bank	broke	cold	lake	side	tone	wide
bay	chain	creep	meet	sky	twice	
beet	choke	five	nice	snail	wake	
bride	close	game	nose	store	wheat	
bright	coat	hole	pine	thank	why	

s	x	p	q	z	s	f	t	h	g	i	r	b	h	a	e
n	i	c	e	i	l	i	a	n	a	c	q	a	e	i	n
a	v	a	k	c	e	r	e	v	i	f	l	a	d	t	i
i	a	g	a	d	o	e	h	o	h	s	p	o	i	r	p
l	c	b	i	n	t	f	w	w	s	t	m	p	s	o	r
a	j	r	p	i	d	l	g	h	o	l	e	s	k	e	a
m	b	a	e	e	e	b	a	y	y	e	e	e	e	k	b
c	e	c	w	e	d	r	a	y	a	n	t	r	e	o	r
o	o	k	b	a	b	a	l	l	t	g	u	b	h	c	
n	o	a	w	h	e	k	z	o	b	h	t	w	i	c	e
o	t	d	t	r	e	j	l	u	a	i	p	e	w	r	
s	k	y	o	e	q	c	h	a	i	n	u	e	e	i	o
e	e	d	n	e	n	c	m	k	d	k	n	a	b	l	t
g	a	m	e	k	n	o	p	e	i	k	w	e	l	l	s
e	t	i	t	a	i	l	o	l	t	x	c	v	b	n	b
h	i	m	w	w	i	d	e	r	u	l	s	a	e	t	q

## Long Vowel Comprehension Quiz

- Answer the questions in complete sentences.
- Why do you think it is important to learn about word families? 2
  - Write a sentence using two long vowel word family words. 2
  - List five model words and draw a picture to represent each word. 10
  - List three onsets. 3
  - List three rimes. 3

**SUBTOTAL: /20**

## Onset and Rime Circles

Lay the **yellow circle on top** of the **blue circle**. Place a paper clip in the center and hold in place with a pencil. Spin both of the spinners. Say the word aloud. Does it make sense? Is it a real word? Then spin again.



# Find a Long Vowel Rime

1. Read the sentences. Circle all of the words that rime.

- a) I have a treat made from wheat.
- b) The Jeep went beep, beep as it went down the steep hill.
- c) My feet got very sore as I walked on the street.
- d) I paid a big price for the new spice.
- e) We like to glide down the wide slide.
- f) Mom gave me a dime to buy a lime.
- g) Can I drive to the dive with you?
- h) I put a coat of paint on my boat.

2. Choose two word families. Write two sentences using the words.

- a) \_\_\_\_\_
- \_\_\_\_\_
- b) \_\_\_\_\_
- \_\_\_\_\_

1.

- a) treat, wheat
- b) Jeep, beep, beep, steep
- c) feet, street
- d) price, spice
- e) glide, wide, slide
- f) dime, lime
- g) drive, dive
- h) coat, boat

1.

- a) Why, my, cry
- b) mole, hole
- c) rose, nose
- d) stone, bone
- e) told, sold, gold
- f) fly, by, my
- g) tone, phone
- h) goat, coat

1.

- Sheep, jeep
- sheep, jeep, beep
- Beep, steep, deep
- sheep, weep
- sleep

2.

- awoke, smoke, choke
- spoke, smoke, smoke
- poke, joke
- Coke
- joke

36

1.

- nose
- rose, hose, those
- close

2.

- drive, five, live
- hive
- dive

1.

- Main, rain
- train,
- grain
- drain
- stain, pain

2.

- skate
- crate, mate
- gate
- ate
- plate, late

2.

Answers will vary.

2.

Answers will vary.

34

35

37

38



# EASY MARKING ANSWER KEY