

# Contents



## TEACHER GUIDE

• Critical Thinking Skills .....	2
• Assessment Rubric .....	5
• Teacher Guide .....	6
• Graphic Organizers .....	7
• Bloom's Taxonomy .....	9
• Vocabulary List .....	10




## STUDENT WORKSHEETS

### Short Vowels - Grades K-1

• Onset-Rime Addition .....	13
• Make-a-Word .....	18
• Picture Rimes .....	22
• Sentence Completion .....	27
• Cloze .....	32
• Find-a-Rime .....	37
• Reading Passages .....	40
• What's Different .....	43
• Writing Tasks .....	44
• Rime & Onset Cards .....	46
• Crossword .....	50
• Word Search .....	51
• Comprehension Quiz .....	52

# Contents

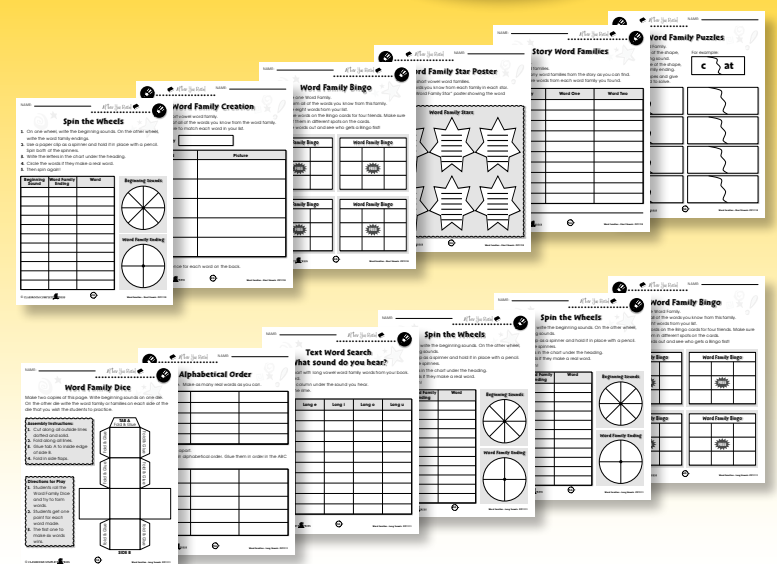
## Long Vowels - Grades K-1

• Onset-Rime Addition .....	54
• Make-a-Word .....	59
• Picture Rimes .....	65
• Sentence Completion .....	69
• Cloze .....	72
• Find-a-Rime .....	78
• Reading Passages .....	81
• What's Different .....	84
• Writing Tasks .....	85
• Rime & Onset Cards .....	87
• Crossword .....	91
• Word Search .....	92
• Comprehension Quiz .....	93
 <b>EASY MARKING™ ANSWER KEY</b> .....	95
<b>GRAPHIC ORGANIZERS</b> .....	105

**FREE!**

✓ **12 BONUS Activity Pages!** Additional worksheets for your students

- Go to our website: [www.classroomcompletepress.com/bonus](http://www.classroomcompletepress.com/bonus)
- Enter item CC1110
- Enter pass code CC1110D for Activity Pages.
- Go to our website: [www.classroomcompletepress.com/bonus](http://www.classroomcompletepress.com/bonus)
- Enter item CC1111
- Enter pass code CC1111D for Activity Pages.





## Onset - Rime Addition



-en

1. Add the onset to the rime to create a new word. Say the word. Write the word on the line. **The first one has been done for you.**

**h** + en = **hen**

t + en = \_\_\_\_\_

d + en = \_\_\_\_\_

m + en = \_\_\_\_\_

p + en = \_\_\_\_\_

th + en = \_\_\_\_\_

wh + en = \_\_\_\_\_

wr + en = \_\_\_\_\_


2. Write two sentences using the -en family words.

a) \_\_\_\_\_

b) \_\_\_\_\_



## Make-A-Word Activity 5



-ig

- Choose an onset to add to the rime to create a new word. Say the word. Write the word on the line. **The first one has been done for you.**

**h b tw f j p c w e dr r**

**d**ig \_\_\_\_\_ig \_\_\_\_\_ig

\_\_\_\_\_ig \_\_\_\_\_ig \_\_\_\_\_ig

\_\_\_\_\_ig \_\_\_\_\_ig \_\_\_\_\_ig

## Make-A-Word Activity 6



-in

- Choose an onset to add to the rime to create a new word. Say the word. Write the word on the line. **The first one has been done for you.**

**h b f k sk p ch tw th gr sp sh wh**

**gr**in \_\_\_\_\_in \_\_\_\_\_in \_\_\_\_\_in \_\_\_\_\_in


\_\_\_\_\_in \_\_\_\_\_in \_\_\_\_\_in \_\_\_\_\_in

\_\_\_\_\_in \_\_\_\_\_in \_\_\_\_\_in \_\_\_\_\_in



## Short "e" Picture Rimes

- Look at the picture. Choose the best onset to finish each word. **The first one has been done for you.**



**sh**ell



\_\_\_\_\_ell



\_\_\_\_\_ed



\_\_\_\_\_ed



\_\_\_\_\_en



\_\_\_\_\_en



\_\_\_\_\_est



\_\_\_\_\_est



\_\_\_\_\_est



\_\_\_\_\_et



\_\_\_\_\_et



\_\_\_\_\_ell



## Short "i" Sentence Completion

- Choose a word from the box to make the sentence complete. The boxes show tall and small letters. **The first one has been done for you.**

**think whip # Sit pig Will grin hill in trip big drink**

- She was very    today.
- Mom let me   to the house with a   .
- you come to the    with me?
- I    that she needs a   .
- Can I have    cream on my pie?
- down before you   .
- I have a    pet   .





## Writing Task #1: Mini-Picture Book

**ACTIVITY #1** Choose a rime from the rime cards. Use the onset cards to create six words. Rime: \_\_\_\_\_

\_\_\_\_\_  
\_\_\_\_\_

**ACTIVITY #2** Use the words to create a mini picture book. Write a sentence and illustrate each page. Cut the pages apart along the dotted lines. Fold them in half and staple together.

\_\_\_\_\_ p.1 \_\_\_\_\_ p.2

\_\_\_\_\_ p.3 \_\_\_\_\_ p.4

\_\_\_\_\_ p.5 \_\_\_\_\_ p.6



## Word Search

Find all of the words in the Word Search. Words are written horizontally, vertically, diagonally, and some are even written backwards.

all	big	did	in	not	that
am	black	dog	it	ran	then
and	but	drag	jam	red	well
at	can	get	jump	run	when
bed	crab	had	let	stop	will

r	x	p	q	z	s	f	r	d	o	g	e	a	h	a	b
o	d	a	t	i	l	i	h	n	c	s	q	a	s	i	t
c	v	a	k	c	i	r	a	a	u	d	r	a	g	t	w
k	a	g	a	a	o	e	a	o	h	s	p	i	o	r	c
j	e	b	e	n	t	f	m	e	s	t	o	p	c	o	r
a	j	l	p	i	d	l	g	u	t	h	s	s	k	q	a
m	z	a	m	e	n	r	t	o	e	o	e	e	a	b	
r	e	c	w	t	a	h	o	e	a	n	h	r	e	d	r
o	n	k	s	d	c	t	a	l	l	y	g	u	b	t	c
u	o	r	w	h	e	n	z	o	b	l	g	n	b	y	e
s	t	d	e	t	r	r	j	o	u	e	i	p	e	w	r
g	u	b	y	t	q	l	u	e	t	q	u	e	e	i	a
b	e	d	c	h	n	u	m	t	d	l	y	c	v	l	c
k	a	r	r	a	n	o	p	w	i	k	w	e	l	l	s
e	t	i	t	t	d	p	o	l	t	x	c	v	b	n	b



## Short Vowel Comprehension Quiz

Answer the questions in complete sentences.

- What is a word family? 2  
\_\_\_\_\_  
\_\_\_\_\_
- How do you know if a word is part of a word family? 2  
\_\_\_\_\_  
\_\_\_\_\_
- List six words that are from the same word family 6  
\_\_\_\_\_  
\_\_\_\_\_
- What is an onset? List three onsets. 5  
\_\_\_\_\_  
\_\_\_\_\_
- What is a rime? List three rimes. 5  
\_\_\_\_\_  
\_\_\_\_\_

SUBTOTAL: /20

## Onset and Rime Circles

Lay the yellow circle on top of the blue circle. Place a paper clip in the center and hold in place with a pencil. Spin both of the spinners. Say the word aloud. Does it make sense? Is it a real word? Then spin again.





# -all Cloze

Choose the best word to finish each sentence. Say the word in the sentence. If it sounds right and makes sense, write the word on the line. **The first one has been done for you.**

**ball call fall gall hall mall small stall tall wall**

1. The boy has a ball. It went over the \_\_\_\_\_.

2. Can you \_\_\_\_\_ my mom?

3. My dad is \_\_\_\_\_.

4. She had a \_\_\_\_\_ in the \_\_\_\_\_.

5. He is very \_\_\_\_\_.

6. The horse is in the \_\_\_\_\_.

7. I went to the \_\_\_\_\_ with my mom.

1. ball, wall

2. call

3. tall

4. fall, hall

5. small

6. stall

7. mall

1. dot

2. spot

3. knot

4. rot

5. pot, hot

6. cot

7. plot

1. pun

2. fun

3. run

4. nun

5. bun

6. sun

7. spun



1. rid

2. hid


3. did

4. slid

5. squid

6. kid

7. lid



# EASY MARKING ANSWER KEY

32

33

34

35