

Contents



TEACHER GUIDE

- NCTM Content Standards Assessment Rubric 4
- How Is Our Resource Organized? 5
- The NCTM Principles & Standards..... 6



STUDENT HANDOUTS

- Exercises
 - Warm-Up Drill 1 7
 - Timed Drill 1 (3 minutes) 8
 - Timed Drill 2 (2 minutes) 9
 - Warm-Up Drill 2..... 10
 - Timed Drill 3 (3 minutes) 11
 - Timed Drill 4 (5 minutes) 12
 - Warm-Up Drill 3..... 13
 - Timed Drill 5 (5 minutes) 14
 - Timed Drill 6 (5 minutes) 15
 - Warm-Up Drill 4..... 16
 - Timed Drill 7 (4 minutes) 17
 - Timed Drill 8 (4 minutes) 18
 - Warm-Up Drill 5..... 19
 - Timed Drill 9 (3 minutes) 20
 - Warm-Up Drill 6..... 21
 - Timed Drill 10 (4 minutes) 22
 - Timed Drill 11 (2 minutes) 23
- Review 24




EASY MARKING™ ANSWER KEY 27

MINI POSTERS 30

✓ **6 BONUS Activity Pages!** Additional worksheets for your students

FREE!

- Go to our website: www.classroomcompletepress.com/bonus
- Enter item CC3202
- Enter pass code CC3202D for Activity Pages.






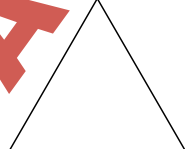
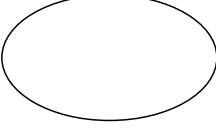

NAME: _____





1a) Look at the shapes below. Find an item in your classroom that has the same shape. Write the item on the line beside the shape below.

Ex: whiteboard



- 1)  _____
- 2)  _____
- 3)  _____
- 4)  _____
- 5)  _____
- 6)  _____

b) Find another shape in your classroom and draw it below. Then write the item that has that shape on the line.

- 1)  _____
- 2)  _____



NAME: _____

10a) Draw a star (☆) in the right location for each picture below.

Ex: To the right of:

1) Last:

2) First:



3) Above:

4) To the left of:

5) Between:



6) In the middle:

7) Over:

8) Below:



b) Write three location words. Ex: next to

c) Use one of the location words in a sentence. Draw the picture to match.

Ex: The star is next to the circle. ○ ☆



NAME: _____



5a) Complete the following shapes by drawing the other half of the line of symmetry.

Minutes


- Ex: 
- 1) 
 - 2) 
 - 3) 
 - 4) 
 - 5) 
 - 6) 
 - 7) 
 - 8) 
 - 9) 
 - 10) 
 - 11) 



NAME: _____

8a) How many sets of five triangles can you color? The triangles must touch on at least one side. Alternate the colors so you can keep track of how many sets of five triangles you color.

Minutes



I colored _____ sets of five triangles.


Reflection

Do any of the triangles form other shapes? Which ones? _____



Review A

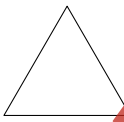
a) Which item has the same shape as a circle?



b) Which item has the same shape as a rectangle?



c) What is the name of the shape?



- 1. rectangle
- 2. circle
- 3. triangle

d) What is the name of the shape?



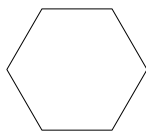
- 1. square
- 2. circle
- 3. trapezoid

e) Which shape will complete the pattern?



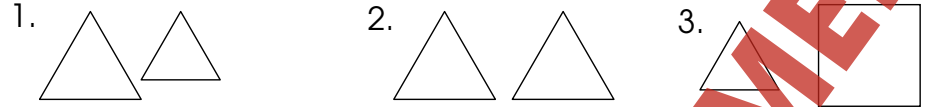
- 1. circle
- 2. square
- 3. triangle

f) Draw a line of symmetry.

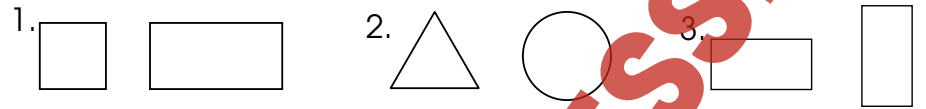


Review B

a) Which two shapes are the same size?



b) Which two items are the same shape?



c) Which shape is made with four triangles?



d) Which position is the star in the pattern?



- 1. first
- 2. third
- 3. last

e) Answer the questions about the picture.

- 1) Where is the flower?
- 1. Under the table.
 - 2. Behind the table.
 - 3. On top of the table.

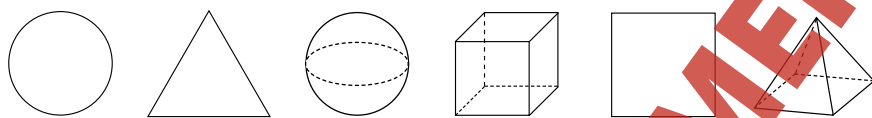


- 2) Where is the glass bottle?
- 1. Under the table.
 - 2. Beside the table.
 - 3. On top of the table
- 3) Where is the chair?
- 1. Next to the table.
 - 2. On top of the table.
 - 3. Under the table.



Review C

a) Find the position of each shape in the pattern below.

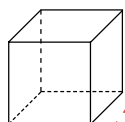


- 1) What shape is **second**?
- 1. circle
 - 2. square
 - 3. triangle
- 2) What shape is **fifth**?
- 1. square
 - 2. triangle
 - 3. cube
- 3) What shape is **in between** the sphere and the square?
- 1. triangle
 - 2. circle
 - 3. cube
- 4) What shape is **before** the sphere?
- 1. triangle
 - 2. circle
 - 3. cube

b) What shape has six sides?



c) How many corners are on a cube?



- 1. 6
- 2. 8
- 3. 10

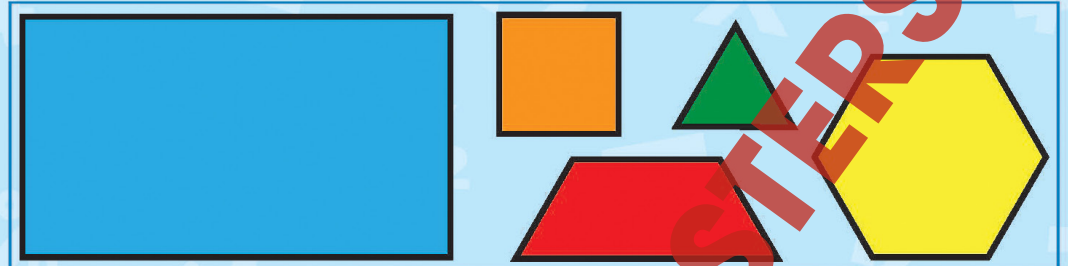
d) How many faces on a pyramid?



- 1. 5
- 2. 7
- 3. 8

Shapes

Using pattern blocks, how many different shapes can you make?




NAME: _____



11a) Answer the following questions by using the picture below to find the locations of the animals.

Ex: What is the second animal? Chicken



Cat Chicken Dog Fish Lizard Turtle

- 1) What is the **5th** animal? _____
- 2) What is the **first** animal? _____
- 3) What is the **last** animal? _____
- 4) What is the **3rd** animal? _____
- 5) What is the animal that comes **before the 5th** animal?

6) What is the animal that comes **after the 2nd** animal?

7) What animal is **next to the 3rd** animal? (2 answers)

8) What is the animal that comes **after the cat**?

9) What is the animal that comes **before the turtle**?

10) What is the animal to the **right of the dog**?

11.

- a)
 - 1) Lizard
 - 2) Cat
 - 3) Turtle
 - 4) Dog
 - 5) Fish
 - 6) Dog
 - 7) Chicken, Fish

17

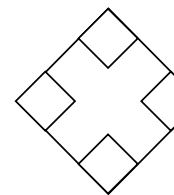
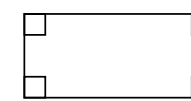
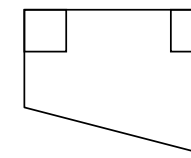
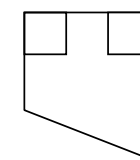
12.

- a)
 - 1) cylinder
 - 2) rectangular prism
 - 3) sphere
 - 4) rectangular prism
 - 5) 3rd
 - 6) cone
 - 7) cube
 - 8) 4th
 - 9) sphere
 - 10) cylinder

18

13.

a) Shapes with right corners include:




b)

Answers may vary. Each shape should have a right corner.

19

14.



- a)
 - 1) 5, 5
 - 2) 0, 0
 - 3) 4, 4
 - 4) 6, 6
 - 5) 0, 0

- b)
 - 6) 4, 4
 - 7) 4, 4
 - 8) 3, 3

20

EASY MARKING ANSWER KEY