



Contents



TEACHER GUIDE

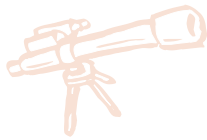
• Assessment Rubric	4
• How Is Our Resource Organized?	5
• Bloom's Taxonomy for Reading Comprehension	6
• Vocabulary	6



STUDENT HANDOUTS

READING COMPREHENSION

• <i>A Place to Live</i>	7
• <i>Transportation & Travel</i>	13
• <i>Personal Safety</i>	19
• <i>Household Tasks</i>	25
• <i>Time Management</i>	31
• <i>Community Resources</i>	37
• Hands-on Activities	43
• Crossword	47
• Word Search	48
• Comprehension Quiz	49




EASY MARKING™ ANSWER KEY	51
---------------------------------------	----

MINI POSTERS	55
---------------------------	----

✓ **6 BONUS Activity Pages!** Additional worksheets for your students

FREE!

- Go to our website:
www.classroomcompletepress.com/bonus
- Enter item CC5806C
- Enter pass code CC5806DC





Transportation & Travel

1. Min-jun has to be at work every day for 9:00 am. He lives in the city. What are some ways he can get to work on time?



2. Sofia wants to drive a car and has just got her license. She wants to start driving without going to driving school. Is this a good idea? Why or why not?

3. Write each term beside its meaning.

public transit carpool rideshare fare license

- a) Allows you to drive a vehicle.
- b) A city service that helps people travel.
- c) Sharing a car with other people going to the same place.
- d) The cost to ride on transit.
- e) Paying to ride in someone's personal car.



Personal Safety

Everyone should be safe at home. It is easy to make sure things are working. This will keep you and your home safe. Things like fire or carbon monoxide can be deadly. Make sure you have smoke detectors installed. Carbon monoxide detectors should be on every floor. Help keep your things safe when you are out. Do this by locking your doors and windows. Having bright lights outside also helps.

Safety Tip
 Don't mix cleaners. Never breathe in or put something on your skin. Keep them in a safe place away from kids and pets.

There are many things you can do to protect your home. You should know how to use household products safely. There are symbols on things that could be dangerous. These are WHIMIS symbols. They tell you what the dangers are.

COMPRESSED GAS	OXIDIZING MATERIAL	FLAMMABLE AND COMBUSTIBLE	POISONOUS AND INFECTIOUS	POISONOUS AND INFECTIOUS	CORROSIVE MATERIAL	POISONOUS AND INFECTIOUS	DANGEROUSLY REACTIVE MATERIAL

Being safe at home also means being safe online.

Seo-yeon talks to people online. She never invites these people to her home. Sometimes she wants to meet. She sets up a time to meet them in a public place. She always takes a close friend with her. She is careful never to give out her personal information. She keeps her credit card numbers, passwords and bank accounts secret. She always makes sure someone knows where she is. She makes sure to always bring her phone with her.

Based on this scenario, is Seo-yeon being safe? Write a scenario of your own. Show safe and unsafe habits.



Household Tasks

1. Put a check mark (✓) next to the answer that is most correct.

- a) Which of the following is the best way to save energy?

- A Using an air conditioner.
- B Unplugging your phone when it's charged.
- C Letting the water run when you brush your teeth.
- D Leaving the fridge door open.

- b) Which of these is NOT environmentally friendly?

- A Recycling.
- B Composting.
- C Keeping all the lights on when you're not home.
- D Drinking tap water.

2. Ji-min is making a chicken dinner. She will have chicken, roasted vegetables and bread. Put the steps of safely making the meal in order.

- a) Cut the chicken on a red cutting board.
- b) Cut vegetables on a blue cutting board.
- c) Wash hands after handling raw meat.
- d) Wash vegetables.
- e) Fry the vegetables.
- f) Cook the chicken to proper internal temperature.
- g) Wash hands before cooking.



Time Management

3. Javier has three things to do this weekend:

1. Mow the lawn.
2. See a movie with his friends.
3. Finish a book for his class.

How can he fit all things into his weekend? What is important to remember for his schedule?

Graphic Organizer

4. Use the graphic organizer on page 36 to brainstorm fun things to do to avoid boredom.

One way to avoid being bored is having lots of ideas of things to do. In the diagram, you will write down what you like to do. In the small circle, you will write things you like to do alone. For example, you could watch TV. In the next circle, you will write things you like to do with a small group of friends. You could go to the beach or watch a movie. In the big circle you will write things you can do with a big group. This may be playing on a soccer team or going to a concert.



Personal Safety



Crossword Puzzle!

Word List

alarm
community
conserve
fare
first responder
internal
temperature
license
mortgage
rent
route
sanitary
service
symbol
toxic

Across

4. The area where you live.
5. This is paid each month for an apartment.
7. When something is very clean.
9. A _____ provided to deliver food.
11. This warns of danger.
12. This person comes to help in an emergency.
13. A bus travels this.
14. Borrow money to buy a house.

Down

1. You need this to drive.
2. A picture that stands for something.
3. How to check when meat is safe to eat.
6. The cost to ride the bus.
8. To use less of something.
10. This means it is dangerous to people.



Comprehension Quiz

Part C

Answer each question in full sentences.

1. What should you do if you want to meet someone from online? 3

2. Name three places you should know how to get to when sick. 3

3. What is most important to have for driving? 1

4. What are two perks of volunteering? 2

Fire Routes

EVACUATION PLAN

IN CASE OF FIRE USE STAIRS FOR EXIT.
DO NOT USE ELEVATOR

● YOU ARE HERE

🧯 FIRE EXTINGUISHER

←--- EVACUATION ROUTE

+ FIRST AID KIT

EMERGENCY PHONE NO. - 911



A Place to Live

1. a) Which of these things are NOT important for a home?

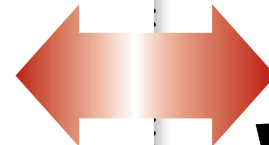
- A Close to work.
- B A yard for a pet.
- C Nice paint.
- D Locks on the door.

b) Which of these should NOT be in your budget for a home?

- A Clothes
- B Electricity
- C Rent
- D Insurance

2. Below are steps in choosing a place to live. Put them in the right order.

- _____ Look online for available places.
- _____ Pay the rent.
- _____ Create a budget.
- _____ Make a pros and cons list.
- _____ Get insurance.
- _____ Move in.



1.

a) C

b) A

2.

1

5

2

3

4

6



1.

Answers will vary, but may include: bus, taxi, rideshare, walk.

2.

No this is not a good idea. Taking driving school helps inform and prepares young adults for the conditions of driving.

3.

a) license

b) public transit

c) carpool

d) fare

e) rideshare

13

1. Get license.

2. Get insurance.

3. Get gas.

14

The fastest route from home to work would be bus route C.

15

3.

Answers will vary, but may include: a taxi is the easiest from two locations. A bus is the cheapest option.

17

1.

a) TRUE

b) FALSE

c) FALSE

d) TRUE

e) TRUE

2.

a) C

b) B

16



EASY MARKING ANSWER KEY



Personal Safety

Everyone should be safe at home. It is easy to make sure things are working. This will keep you and your home safe. Things like fire or carbon monoxide can be deadly. Make sure you have smoke detectors installed. Carbon monoxide detectors should be on every floor. Help keep your things safe when you are out. Do this by locking your doors and windows. Having bright lights outside also helps.

Safety Tip

Don't mix cleaners. Never breathe in or put something on your skin. Keep them in a safe place away from kids and pets.

There are many things you can do to protect your home. You should know how to use household products safely. There are symbols on things that could be dangerous. These are WHIMIS symbols. They tell you what the dangers are.

COMPRESSED GAS	OXIDIZING MATERIAL	FLAMMABLE AND COMBUSTIBLE	POISONOUS AND INFECTIOUS	POISONOUS AND INFECTIOUS	CORROSIVE MATERIAL	POISONOUS AND INFECTIOUS	DANGEROUSLY REACTIVE MATERIAL

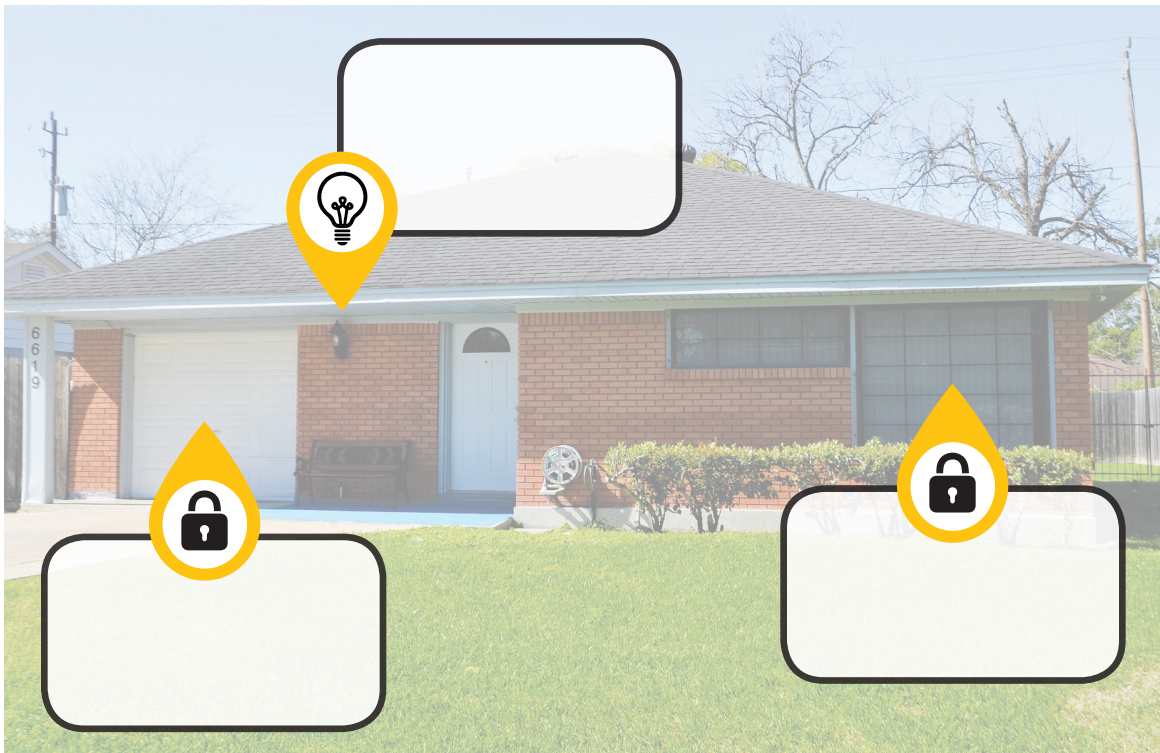
Being safe at home also means being safe online.

Seo-yeon talks to people online. She never invites these people to her home. Sometimes she wants to meet. She sets up a time to meet them in a public place. She always takes a close friend with her. She is careful never to give out her personal information. She keeps her credit card numbers, passwords and bank accounts secret. She always makes sure someone knows where she is. She makes sure to always bring her phone with her.

Based on this scenario, is Seo-yeon being safe? Write a scenario of your own. Show safe and unsafe habits.



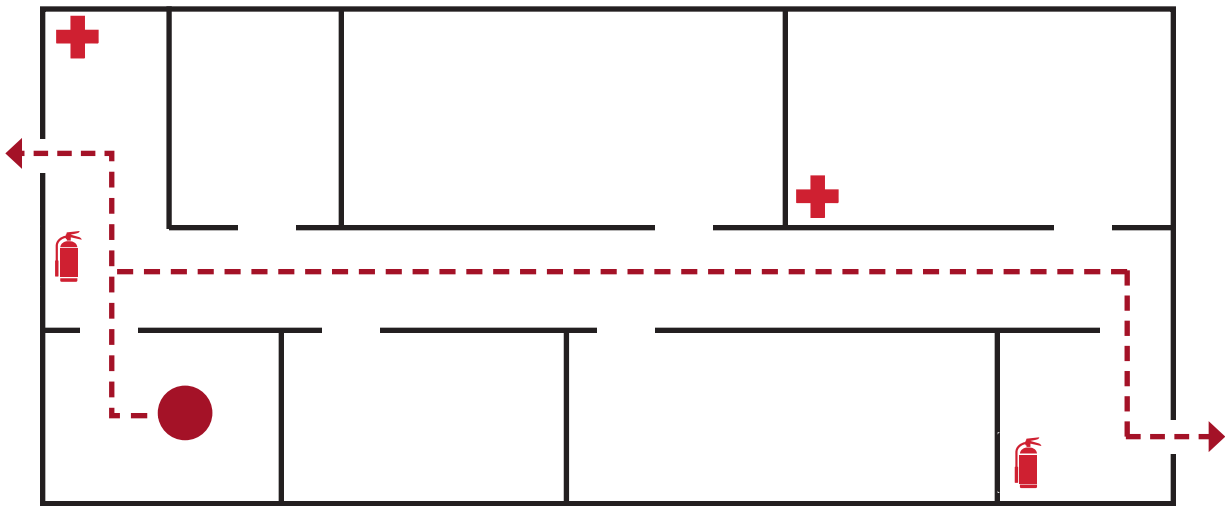
Personal Safety




Fire Routes



EVACUATION PLAN



**IN CASE OF FIRE USE STAIRS FOR EXIT.
DO NOT USE ELEVATOR**

 YOU ARE HERE

 FIRE EXTINGUISHER

 EVACUATION ROUTE

 FIRST AID KIT

EMERGENCY PHONE NO. - 911