








Number the steps from 1 to 5 in the order they occur in the book report writing process.

WELL DONE!

- 5  a) Writing the first draft of the report.
- 2  b) Choosing a book to read.
- 3  c) Making notes as you read the book.
- 4  d) Organizing your ideas before you begin to write.
- 1  e) Talking to others about the kinds of books they like to read.



- **Read the entire book!** Don't **skim** the pages and don't pretend that you read something that you didn't.
- **Use a graphic organizer to help you organize your ideas before you begin to write.** Using graphic organizers as you prepare your book report will help you identify the main concepts in your book. A graphic organizer lets you describe characters, order events, and highlight plot action.



The Writing Watch Dog says...
(touch the image to enlarge)

- **Write a good first draft of your book report.** Be sure to include all the important information that your teacher has talked about. We will look at some great book report forms a

Story Map

Setting

morning

forest

Characters

Wolf

Red Riding Hood

Problem

The Wolf disguises himself as the grandmother

Plot/Event

(label)

Resolution

(label)

Components from Little Red Riding Hood



Red Riding Hood meets a wolf on her way to her grandmother's

A woodsman saves Red Riding Hood from the wolf



Reset