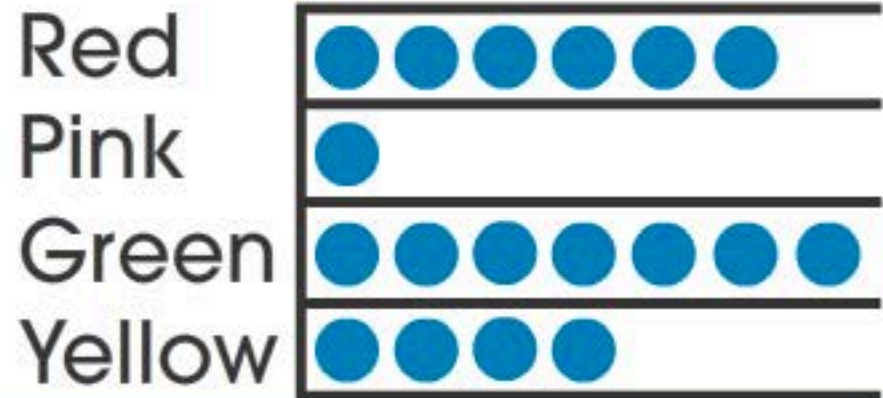





The pictograph below shows the favorite colors of a group of students in a classroom. How many more students like red than pink?

more students

● = 1 student



Touch for Solution

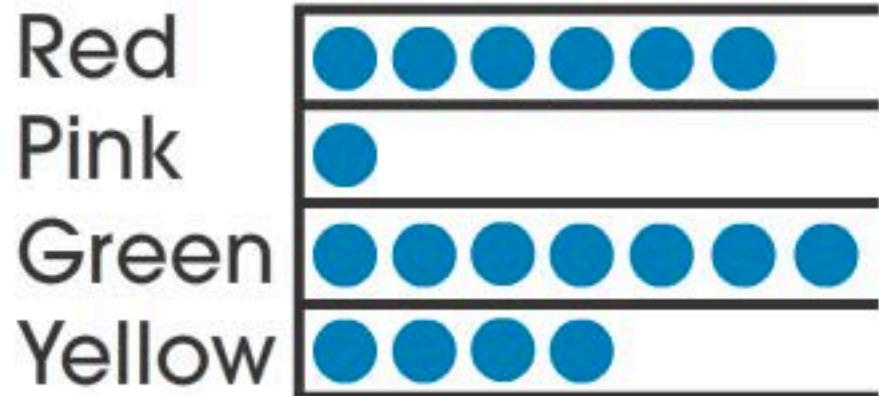




The pictograph below shows the favorite colors of a group of students in a classroom. How many more students like green than yellow?

more students

● = 1 student



Touch for Solution

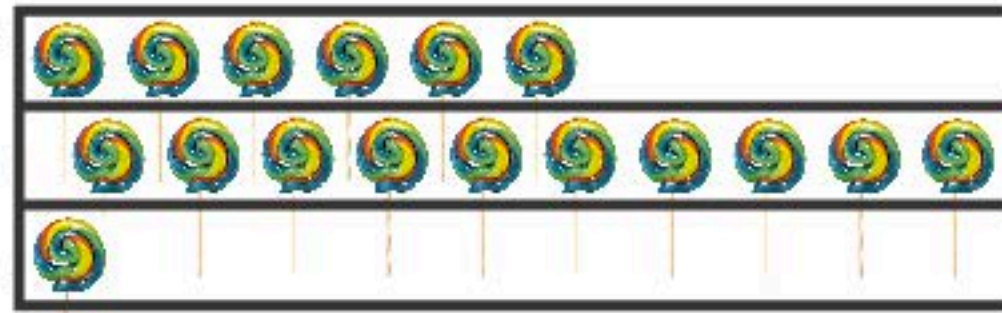
1 2 3 4 5 6 7 8 9 0

Reset



The pictograph below **WELL DONE!** and how much was collected on Halloween. What is the probability that the next candy collected will be a lollipop?

Chocolate Bar
Lollipop
Gum



= 1 candy

✓
LIKELY

LESS LIKELY

Touch for Solution

