

# Data Analysis & Probability Spinner Game



## Instructions

Close X

**Ten (10) questions are provided in the spinner wheel.**

- Solve all the data analysis & probability questions in the best time.
- Spin the spinner to reveal a question and start the timer.
- Answer the question correctly to stop the timer and spin again.
- Spin again if you answer the question wrong.
- Use the Reset button to reset the spinner.
- Use the Mix button to shuffle the questions around.



Mix

Reset





# Data Analysis & Probability Spinner Game

00:19  $\frac{0}{10}$



What type of graph is shown?

 = 2 students



- a) pictograph
- b) bar graph
- c) line plot

Mix

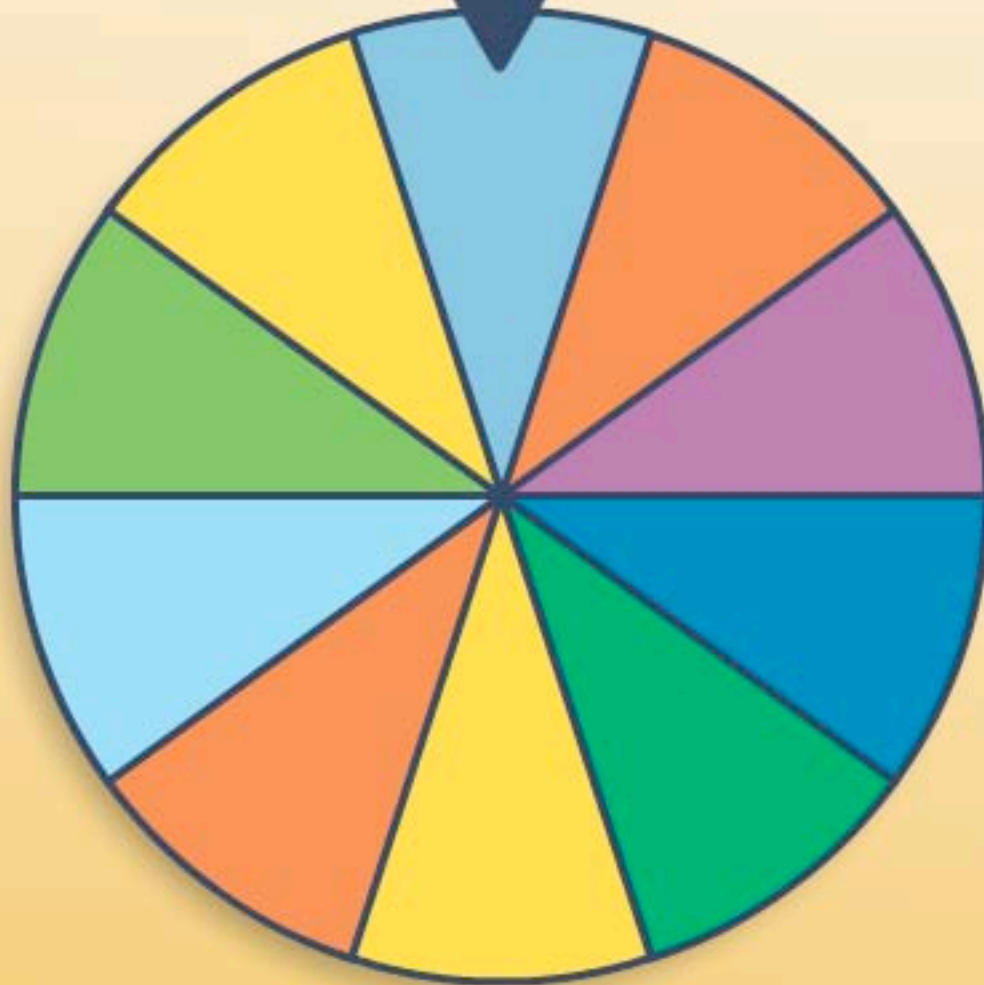
Reset



# Data Analysis & Probability Spinner Game

00:21

$\frac{1}{10}$



WELL DONE!

SPIN  
AGAIN



Mix

Reset

