

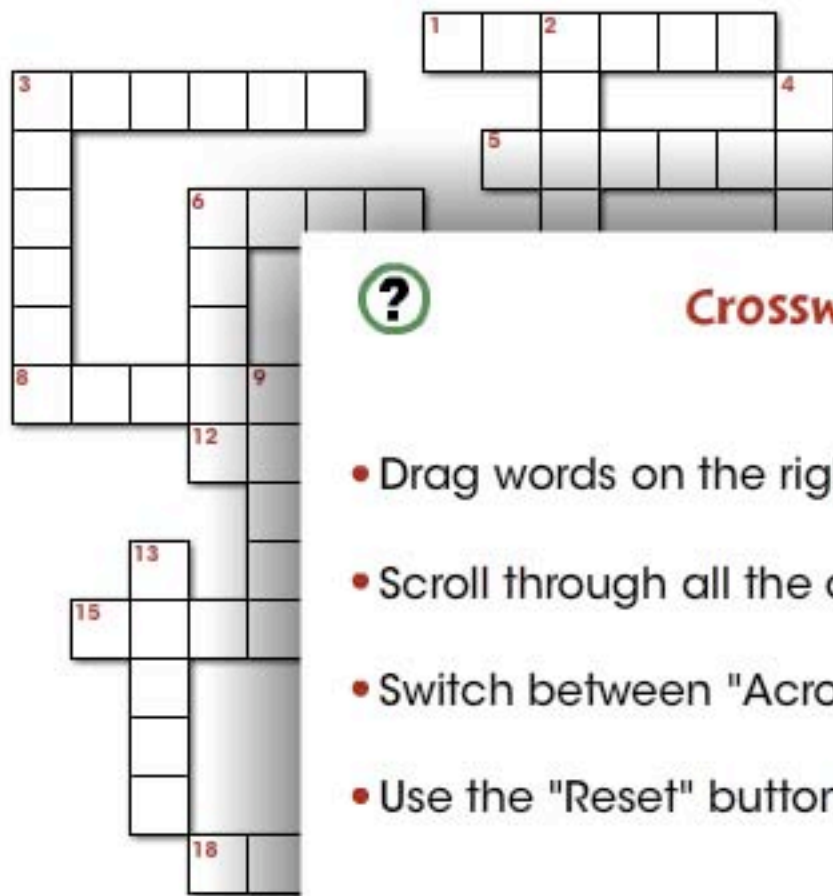
# Crossword



Reset



## Word List



### Crossword Help

Close X

- Drag words on the right to fill in the crossword.
- Scroll through all the clues with the arrows.
- Switch between "Across" & "Down" clues.
- Use the "Reset" button to clear the crossword.

axle  
effort  
force  
lever  
machine  
motion  
pulley  
crew  
simple  
watt  
work

**Across** / **Down**

1. The force you apply to a simple machine is the \_\_\_\_\_ force.
3. With a rope and a wheel, you can make a \_\_\_\_\_.
5. A machine with only one kind of movement is a \_\_\_\_\_



# Crossword



Reset



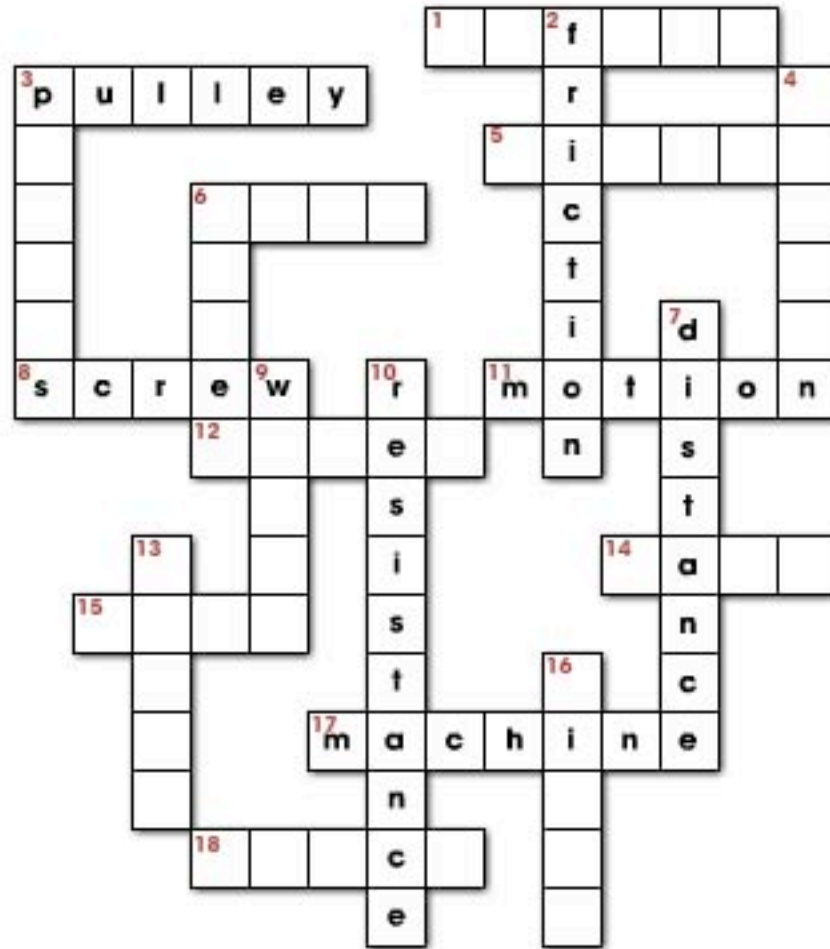
## Word List

axle  
effort  
force  
lever

simple  
watt  
work

**Across** / **Down**

1. The force you apply to a simple machine is the \_\_\_\_\_ force.
3. With a rope and a wheel, you can make a \_\_\_\_\_.
5. A machine with only one kind of movement is a \_\_\_\_\_



# Crossword

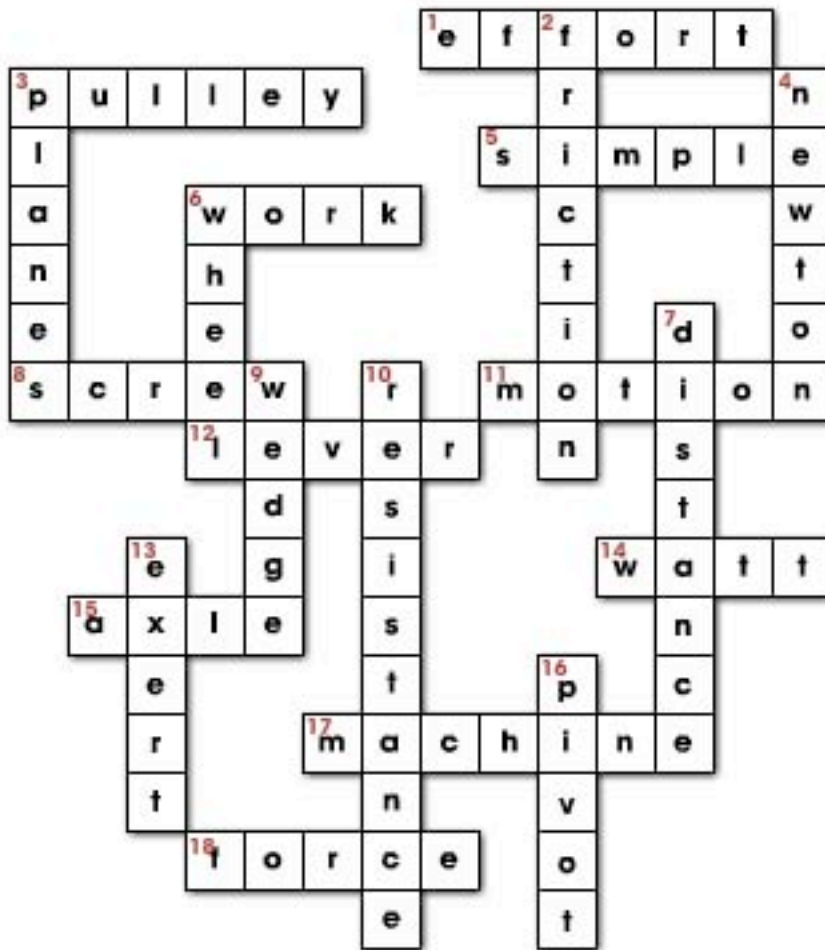


Reset



## Word List

WELL  
DONE!



Across / Down

2. The force that slows down something that is sliding.
3. Ramps are inclined \_\_\_\_\_.
4. How force is measured in the metric system.

