

Contents



TEACHER GUIDE

• Critical Thinking Skills	2
• Assessment Rubric	4
• Teacher Guide	5
• Student Reading Log	7
• Student Self-Assessment Rubric	8
• Bloom's Taxonomy & Vocabulary List	9



EASY MARKING™ ANSWER KEY	10
---------------------------------------	----



STUDENT WORKSHEETS


• Remembering	
• Understanding	11
• Applying	
• Analysing	
• Evaluating	
• Creating	
• Hands-on Activities	17
• Crossword Puzzle	21
• Word Search Puzzle	22
• Comprehension Quiz	23

GRAPHIC ORGANIZERS	25
---------------------------------	----

✓ **6 BONUS Activity Pages!** Additional worksheets for your students

- Go to our website: www.classroomcompletepress.com/bonus
- Enter item CC1107 or Reading Response Forms
- Enter pass code CC1107D for Activity Pages

FREE!





After You Read



My name: _____
Title of my book: _____
Author: _____

Favorite Character

A **character** is the **person, animal** or **thing** in the story.
The **main character** is the **most important** person or animal.

Draw and **color** a picture to show how the characters looked in one part of the story. Use the **main character** and **two more characters** from this story in your drawing.



Write two good sentences to tell what your characters are doing in this picture.



After You Read



My name: _____
Title of my book: _____
Author: _____

Put It All Together!

A **summary** tells **what happened** in the story.

Write what happened in the **beginning, middle** and **end** of the story.

Draw and **color** a picture to show each part.

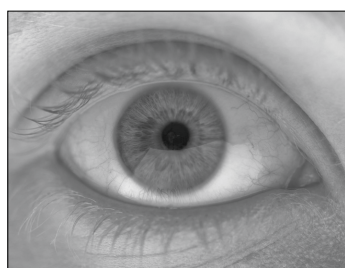
	My Sentences	My Pictures
Beginning		
Middle		
End		



After You Read



My name: _____
Title of my book: _____
Author: _____



The Main Idea

The **main idea** is what the story is **about**. What is the **main idea** of your story?

What happened in this story? Complete the chart by describing the **main events** in the order that they happened.

1. First	2. Then	3. Next
4. After that,	5. And then,	6. Finally

What is the **most important event** in this story? _____

Why did you **pick** this event? _____



After You Read



My name: _____
Title of my book: _____
Author: _____

Map of the Setting

The **setting** tells us **where** and **when** the story happens.
A **map** is a **flat drawing showing a place**.

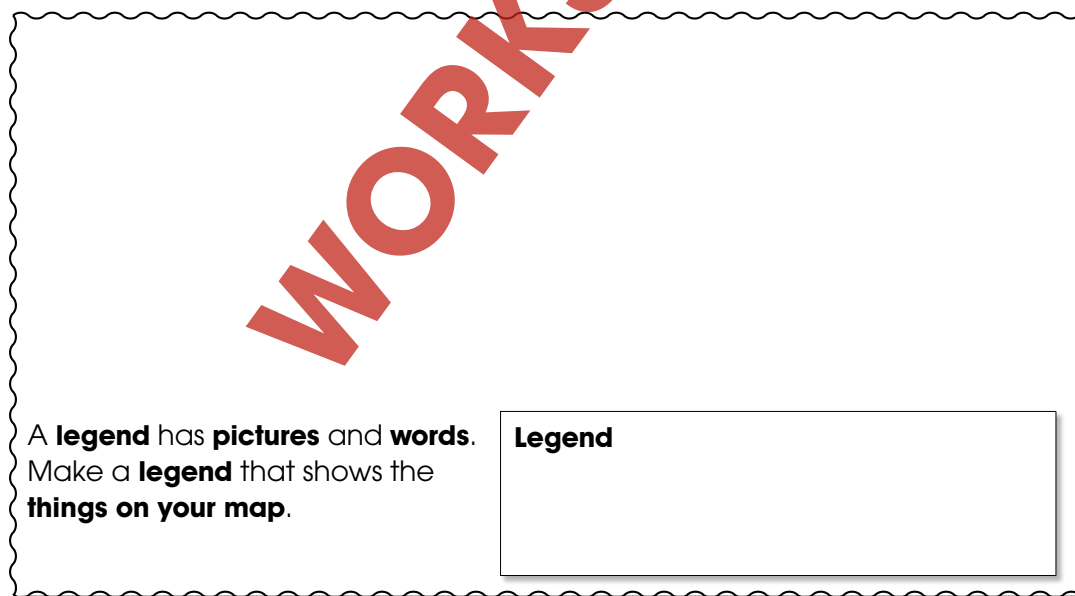
Pick a part in your story. Tell the facts about this setting:

Where: _____

When: _____


Draw and **color** a map to show the setting.

The setting I have picked is: _____



A **legend** has **pictures** and **words**.
Make a **legend** that shows the **things on your map**.

Legend





Language Arts


- 8. **Lost and Found:** Have students identify some object that the main character uses or really needs. Pretend the character has lost the item. Ask the students to write an ad describing the item and asking for its return.
- 9. **Making Headlines:** Ask students to write a catchy headline for their book. Eg. "Local Village Flooded by Pasta" (Strega Nona). Provide a space below the headlines for students to record their guesses as to book title.
- 10. **Now Hear This!** Retell the story using as many sound effects as possible.
- 11. **A Reading Family Tree:** Give students an outline similar to those used for recording the names of family members. Add a space for that person's favorite book. Students can gather information (person's name and favorite book title) and complete the report in class.
- 12. **Senses Charts:** Set up charts entitled "Sounds, Smells and Sights". Let the students record ideas from their stories under the correct heading.
- 13. **Feelings Charts:** Set up charts entitled "Excited, Afraid, Sad, Embarrassed etc". Let the students record ideas from their stories under the correct heading.
- 14. **Book Categories:** Set up charts entitled "Animal Stories, Adventure, Funny, Non-fiction etc". Let the students record ideas from their stories under the correct heading.
- 15. **Write a Cinquain:** Provide students with the formula for a cinquain. They could write about main characters, setting, plot.



Crossword Puzzle Action Words

Word List

- | | |
|--------|--------|
| bake | hatch |
| buzz | laugh |
| chew | scream |
| climb | scurry |
| close | shout |
| cook | swim |
| frown | swing |
| gallop | throw |
| grab | walk |



Across

- 1. We do this to get up in a tree.
- 2. We do this to a door.
- 3. The way a horse runs.
- 4. We do this to a cake.
- 5. To go back and forth.
- 6. Chicks do this to be born.
- 7. Not a smile but a
- 8. To move quickly.
- 9. A way to move.
- 10. To take hold of quickly.
- 11. We do this with a ball.

Down

- 1. We put food on a stove to it.
- 2. To call out loudly.
- 3. We do this when something is funny.
- 4. Bees do this.
- 5. We do this when we are frightened.
- 6. Do this to your food before you swallow.
- 8. We do this in a pool.



Comprehension Quiz



Answer the questions by **circling** the correct letter.

- Word Meaning: Choose the meaning used in the story.**
- 1. **cautious:** a) well-known b) careful c) careless d) lucky
- 2. **gigantic:** a) belonging to a giant b) tiny c) soapy d) huge
- 3. **buffet:** a) a sofa b) a closet c) a feast d) a kind of jacket
- 4. Which sentence is true?
a) A cat lived in the new home. c) The mouse family held their breath.
b) The new home was in a cabin. d) The human was the farmer's wife.
- 5. Murray Mouse is a) a good father b) rich c) afraid d) careless
- 6. The best title for this story is:
a) The Mouse Family c) Winter
b) Fooling the Cat d) Finding a New Home
- 7. What time of year do you think this is?
a) summer b) spring c) winter d) autumn
- 8. Why did Milly Mouse ask so many questions?
a) She was curious about the new home. c) She likes to ask questions.
b) She wants to stay in her old home. d) She was worried about the cat.

My Character

Some words in your story will **DESCRIBE THE MAIN CHARACTER**. These words will tell you what the character **LOOKS LIKE**, **HOW HE/SHE ACTED** and **HOW THEY FELT**.

Write the name of the **MAIN CHARACTER**:

Write **4 DESCRIBING WORDS** from the story under each heading on the chart.

The main character LOOKED	The main character ACTED	The main character FELT

Most of the time the character **looked** and **acted** and **felt**



Word Search Who Can Be a Character?

Words are placed across and up and down.

- | | | | | | | |
|-------|----------|--------|--------|----------|--------|--------|
| alien | dwarf | king | mother | prince | queen | witch |
| baby | elephant | kitten | pirate | princess | shark | wizard |
| bunny | father | lion | pony | puppy | turtle | |

b	a	b	y	a	f	t	n	p	i	q	o
q	l	i	d	w	a	r	f	e	d	u	u
m	i	r	v	o	t	u	r	t	l	e	o
o	e	l	e	p	h	a	n	t	a	e	d
t	n	s	p	d	e	d	y	k	i	n	g
h	o	l	p	i	r	a	t	e	m	n	d
e	m	o	r	a	k	i	t	t	e	n	w
r	l	l	i	o	n	b	u	n	n	y	i
p	r	i	n	c	e	s	s	t	s	y	z
o	t	a	c	d	w	i	t	c	h	e	a
n	u	s	e	a	p	u	p	p	y	p	r
y	n	s	h	a	r	k	v	i	w	o	d

Word Search Answers

b	y	a	f	t	n	p	i	q	o
i	d	w	a	r	f	e	d	u	u
r	v	o	t	u	r	t	l	e	o
l	e	p	h	a	n	t	a	e	d
p	d	e	d	y	k	i	n	g	
l	p	i	r	a	t	e	m	n	d
o	r	d	k	i	t	t	e	n	w
l	i	o	n	b	u	n	n	y	i
i	n	c	e	s	s	t	s	y	z
a	c	d	w	i	t	c	h	e	a
s	e	a	p	u	p	p	y	p	r
s	h	a	r	k	v	i	w	o	d



- b)
- d)
- c)
- c)
- a)
- d)
- d)
- a)

EASY MARKING ANSWER KEY