

Contents



TEACHER GUIDE

• Critical Thinking Skills	2
• Assessment Rubric	4
• Teacher Guide	5
• Student Reading Log	7
• Student Self-Assessment Rubric	8
• Bloom's Taxonomy & Vocabulary List	9



EASY MARKING™ ANSWER KEY	10
---------------------------------------	----



STUDENT WORKSHEETS


• Remembering	
• Understanding	
• Applying	11
• Analysing	
• Evaluating	
• Creating	
• Hands-on Activities	17
• Crossword Puzzle	21
• Word Search Puzzle	22
• Comprehension Quiz	23

GRAPHIC ORGANIZERS	25
---------------------------------	----

✓ **6 BONUS Activity Pages!** Additional worksheets for your students

- Go to our website: www.classroomcompletepress.com/bonus
- Enter item CC1107 or Reading Response Forms
- Enter pass code CC1107D for Activity Pages

FREE!





After You Read



My name: _____

Title of my book: _____

Author: _____

My Character

Some words in your story will **describe the main character**. These words will tell you what the character **looks like, how he/she acted** and **how they felt**.

Write the name of the main character: _____

Write **4 describing words** from the story under each heading on the chart.

The main character looked	The main character acted	The main character felt

Most of the time the character **looked** _____ and **acted** _____ and **felt** _____



After You Read



My name: _____

Title of my book: _____

Author: _____

And Then ...


What happened at the very **end** of your story?

Think about what could happen next.

Write the next part of the story by answering these questions. Remember to use full sentences.

- **Where** might the characters go?
- **Who** might they meet or see?
- **What** might the characters say or do?
- **Why** might they act this way?
- **How** would you end this part of the story?

After this _____



After You Read



My name: _____

Title of my book: _____

Author: _____

Alike or Different?

Characters in a story can be **like us** or can be very **different**.

Write the name of your **main character**: _____

Complete the chart to tell if your character is **like you** or **different** from you.

About me	Character alike	Character different
I am a girl/boy		
I live in a house with my family.		
I go to school		
I have friends to play with.		
I try to be a good friend and help others.		
I live in the present time.		



After You Read



My name: _____

Title of my book: _____

Author: _____

Going on a Trip!

The **setting** of a story tells us **where** and **when** a story takes place.

Where does your story happen? _____

When does your story happen? _____

Draw and **color** a picture to show the setting of your story.



Tell why you would want to visit this place.



Visual Arts


- Diorama:** Paint (or use markers) the inside of an empty box to show the setting of the story. Cut figures and scenery from paper and glue into place using a tab folded back. Real materials (stones, toy figures) may be added.
- Pop Up Card:** Show students how to fold and cut to make a pop-up in a card. Decorate and write a message to the author, main character or to a friend. (to tell friend to read this book)
- Mural:** A good application for this is when doing an author study or series reading. The mural can be divided into sections that will show individual books written by the same author. Two or more students could work on the same section.
- Stand Up Picture:** Draw and color a scene from the story. Cut out around trees, buildings and other objects, but leave the base of each object attached to the sheet. Fold at the base so objects stand up.
- Story Banner:** Make a banner to show the title of the story, the author and the events or favorite people or parts.
- Clothespin Characters:** Get some plain wooden clothespins. Use paint or markers to draw on facial features. Decorate with fabric, yarn, ribbon, etc.
- Character T-Shirt:** Ask students to bring in an old t-shirt with front or back clear of writing or designs. Sketch a picture of the main character on the shirt. Color with acrylic paints.
- "We're on the Road to Visit":** Have students draw, color and label a map showing the setting (and its changes) throughout their story.



Crossword Puzzle Action Words

Word List

- | | |
|--------|--------|
| bake | hatch |
| buzz | laugh |
| chew | scream |
| climb | scurry |
| close | shout |
| cook | swim |
| frown | swing |
| gallop | throw |
| grab | walk |



Across

- We do this to get up in a tree.
- We do this to a door.
- The way a horse runs.
- We do this to a cake.
- To go back and forth.
- Chicks do this to be born.
- Not a smile but a
- To move quickly.
- A way to move.
- To take hold of quickly.
- We do this with a ball.

Down

- We put food on a stove to it.
- To call out loudly.
- We do this when something is funny.
- Bees do this.
- We do this when we are frightened.
- Do this to your food before you swallow.
- We do this in a pool.



Comprehension Quiz



Answer the questions by **circling** the **correct** letter.

- Word Meaning: Choose the meaning used in the story.**
- cautious:** a) well-known b) careful c) careless d) lucky
 - gigantic:** a) belonging to a giant b) tiny c) soapy d) huge
 - buffet:** a) a sofa b) a closet c) a feast d) a kind of jacket
4. Which sentence is true?
 a) A cat lived in the new home. c) The mouse family held their breath.
 b) The new home was in a cabin. d) The human was the farmer's wife.
5. Murray Mouse is a) a good father b) rich c) afraid d) careless
6. The best title for this story is:
 a) The Mouse Family c) Winter
 b) Fooling the Cat d) Finding a New Home
7. What time of year do you think this is?
 a) summer b) spring c) winter d) autumn
8. Why did Milly Mouse ask so many questions?
 a) She was curious about the new home. c) She likes to ask questions.
 b) She wants to stay in her old home. d) She was worried about the cat.

My Character

Some words in your story will **DESCRIBE THE MAIN CHARACTER**. These words will tell you what the character **LOOKS LIKE**, **HOW HE/SHE ACTED** and **HOW THEY FELT**.

Write the name of the **MAIN CHARACTER**:

Write **4 DESCRIBING WORDS** from the story under each heading on the chart.

The main character LOOKED	The main character ACTED	The main character FELT

Most of the time the character **looked**
and acted **and felt**



Word Search Who Can Be a Character?

Words are placed across and up and down.

- | | | | | | | |
|-------|----------|--------|--------|----------|--------|--------|
| alien | dwarf | king | mother | prince | queen | witch |
| baby | elephant | kitten | pirate | princess | shark | wizard |
| bunny | father | lion | pony | puppy | turtle | |

b	a	b	y	a	f	t	n	p	i	q	o
q	l	i	d	w	a	r	f	e	d	u	u
m	i	r	v	o	t	u	r	t	l	e	o
o	e	l	e	p	h	a	n	t	a	e	d
t	n	s	p	d	e	d	y	k	i	n	g
h	o	l	p	i	r	a	t	e	m	n	d
e	m	o	r	a	k	i	t	t	e	n	w
r	l	l	i	o	n	b	u	n	n	y	i
p	r	i	n	c	e	s	s	t	s	y	z
o	t	a	c	d	w	i	t	c	h	e	a
n	u	s	e	a	p	u	p	p	y	p	r
y	n	s	h	a	r	k	v	i	w	o	d

Word Search Answers

b	y	a	f	t	n	p	i	q	o
i	d	w	a	r	f	e	d	u	u
r	v	o	t	u	r	t	l	e	o
l	e	p	h	a	n	t	a	e	d
p	d	e	d	y	k	i	n	g	
l	p	i	r	a	t	e	m	n	d
o	r	d	k	i	t	t	e	n	w
l	i	o	n	b	u	n	n	y	i
i	n	c	e	s	s	t	s	y	z
a	c	d	w	i	t	c	h	e	a
s	e	a	p	u	p	p	y	p	r
s	h	a	r	k	v	i	w	o	d



- b)
- d)
- c)
- c)
- a)
- d)
- d)
- a)

EASY MARKING ANSWER KEY