

Contents



TEACHER GUIDE

• Critical Thinking Skills	2
• Assessment Rubric	4
• Teacher Guide	5
• Student Reading Log	7
• Student Self-Assessment Rubric	8
• Bloom's Taxonomy & Vocabulary List	9



EASY MARKING™ ANSWER KEY	10
---------------------------------------	----



STUDENT WORKSHEETS


• Remembering	
• Understanding	
• Applying	
• Analysing	11
• Evaluating	
• Creating	
• Hands-on Activities	17
• Crossword Puzzle	21
• Word Search Puzzle	22
• Comprehension Quiz	23

GRAPHIC ORGANIZERS	25
---------------------------------	----

✓ **6 BONUS Activity Pages!** Additional worksheets for your students

- Go to our website: www.classroomcompletepress.com/bonus
- Enter item CC1107 or Reading Response Forms
- Enter pass code CC1107D for Activity Pages

FREE!





After You Read



My name: _____
Title of my book: _____
Author: _____

How Does It End?

Before you read:

Look at the **title** and **cover** of your book.

What do you think this story is about? _____

How do you think it will end? _____

After you read:

How did this story end? _____

Were you right? _____

Draw and color
a picture to
show the ending
of this story.



After You Read



My name: _____
Title of my book: _____
Author: _____

Character Actions

A character **behaves** in a different way in different parts of the story.

Write down how the main character behaved at the **beginning** of this story.

Why do you think the character behaved this way?

Write down how the main character behaved in the **middle** of this story.

Why do you think the character behaved this way?

Write down how the main character behaved at the **end** of this story.

Why do you think the character behaved this way?



After You Read

My name: _____
Title of my book: _____
Author: _____



Why Did It Happen?

A **cause** is the **reason** something happens.

An **effect** is the **thing** that happens.

Look in your story and find **3 important events** in your story.

Pick one from the **beginning** of the story; one from the **middle** of the story and one from the **end** of the story.

Write these events in the **Effect** column.


Then write the reason it happened in the **Cause** column.

Effect: the thing that happened	Cause: the reason this happened
1. beginning	1. beginning
2. middle	2. middle
3. end	3. end



After You Read

My name: _____
Title of my book: _____
Author: _____



Character Feelings

Pick a character from your story.

In the space beside each feeling, write about a time in the story when your character felt this way.

My character is _____

Feelings	Example from my story
excited	
upset	
unhappy	
brave	
afraid	
pleased	

In this story, my character felt _____ most of the time.

I think this was because _____



Drama, Dance, Music


- As a student reads the story aloud, classmates **perform sound effects** (as agreed upon before reading begins).
- Musical Characters:** Make up lists of characters for some categories: Fairy Tales, Storybook Animals, Mother Goose, Picture Book People. Assign each child a character's name (eg. Hansel). Students sit on chairs arranged in a circle. When the teacher says "Mother Goose characters, away you go!", all Mother Goose characters will jump up and run to find a new seat. In the meantime, the teacher has removed one chair. The character without a place, then sits out. Continue the game with another category of character.
- Dress Up Character Day:** Have a dress-up day for small groups or for the whole class. Classmates try to guess the names of characters.
- Jingles and Slogans:** Have students create a jingle for their story. Words could be set to a familiar tune or they could make up their own.
- Perform** a scripted play for a well-known story. Eg. Three Billy Goats Gruff
- Retell a story using **actions** and **voice** to portray characters.
- Pantomime:** List **three events in the story**. Act out an event in the story. Ask classmates to **guess** which one was being shown.
- Use **rhythm bands/instruments** to provide background music.
- Use **voice** to convey tone and expression while reading dialog from the story.
- Make up a rap** to tell about the story.



Crossword Puzzle Action Words

Word List

- | | |
|--------|--------|
| bake | hatch |
| buzz | laugh |
| chew | scream |
| climb | scurry |
| close | shout |
| cook | swim |
| frown | swing |
| gallop | throw |
| grab | walk |



Across

- We do this to get up in a tree.
- We do this to a door.
- The way a horse runs
- We do this to a cake
- To go back and forth
- Chicks do this to be born.
- Not a smile but a
- To move quickly
- A way to move
- To take hold of quickly
- We do this with a ball

Down

- We put food on a stove to it.
- To call out loudly
- We do this when something is funny.
- Bees do this.
- We do this when we are frightened.
- Do this to your food before you swallow.
- We do this in a pool.



Comprehension Quiz



Answer the questions by **circling** the **correct letter**.

- Word Meaning: Choose the meaning used in the story.**
- cautious:** a) well-known b) careful c) careless d) lucky
 - gigantic:** a) belonging to a giant b) tiny c) soapy d) huge
 - buffet:** a) a sofa b) a closet c) a feast d) a kind of jacket
4. Which sentence is true? 1
- a) A cat lived in the new home. c) The mouse family held their breath.
b) The new home was in a cabin. d) The human was the farmer's wife.
5. Murray Mouse is a) a good father b) rich c) afraid d) careless 1
6. The best title for this story is: 1
- a) The Mouse Family c) Winter
b) Fooling the Cat d) Finding a New Home
7. What time of year do you think this is? 1
- a) summer b) spring c) winter d) autumn
8. Why did Milly Mouse ask so many questions? 1
- a) She was curious about the new home. c) She likes to ask questions.
b) She wants to stay in her old home. d) She was worried about the cat.

How Does It End?



BEFORE YOU READ:

LOOK at the **TITLE** and **COVER** of your book.

What do you think this story is about?

How do you think it will end?

AFTER YOU READ:

How did this story end?

Were you right?

DRAW and **COLOR** a picture to show the ending of this story.



Word Search Who Can Be a Character?

Words are placed across and up and down.

- | | | | | | | |
|-------|----------|--------|--------|----------|--------|--------|
| alien | dwarf | king | mother | prince | queen | witch |
| baby | elephant | kitten | pirate | princess | shark | wizard |
| bunny | father | lion | pony | puppy | turtle | |

b	a	b	y	a	f	t	n	p	i	q	o
q	l	i	d	w	a	r	f	e	d	u	u
m	i	r	v	o	t	u	r	t	l	e	o
o	e	l	e	p	h	a	n	t	a	e	d
t	n	s	p	d	e	d	y	k	i	n	g
h	o	l	p	i	r	a	t	e	m	n	d
e	m	o	r	a	k	i	t	t	e	n	w
r	l	l	i	o	n	b	u	n	n	y	i
p	r	i	n	c	e	s	s	t	s	y	z
o	t	a	c	d	w	i	t	c	h	e	a
n	u	s	e	a	p	u	p	p	y	p	r
y	n	s	h	a	r	k	v	i	w	o	d

Word Search Answers

b	y	a	f	t	n	p	i	q	o
i	d	w	a	r	f	e	d	u	u
r	v	o	t	u	r	t	l	e	o
l	e	p	h	a	n	t	a	e	d
p	d	e	d	y	k	i	n	g	
l	p	i	r	a	t	e	m	n	d
o	r	d	k	i	t	t	e	n	w
l	i	o	n	b	u	n	n	y	i
i	n	c	e	s	s	t	s	y	z
a	c	d	w	i	t	c	h	e	a
s	e	a	p	u	p	p	y	p	r
s	h	a	r	k	v	i	w	o	d



- b)
- d)
- c)
- c)
- a)
- d)
- d)
- a)

EASY MARKING ANSWER KEY