

Contents



TEACHER GUIDE

• Critical Thinking Skills	2
• Assessment Rubric	4
• Teacher Guide	5
• Student Reading Log	7
• Student Self-Assessment Rubric	8
• Bloom's Taxonomy & Vocabulary List	9



EASY MARKING™ ANSWER KEY	10
---------------------------------------	----



STUDENT WORKSHEETS


• Remembering	
• Understanding	
• Applying	
• Analysing	
• Evaluating	
• Creating	11
• Hands-on Activities	17
• Crossword Puzzle	21
• Word Search Puzzle	22
• Comprehension Quiz	23

GRAPHIC ORGANIZERS	25
---------------------------------	----

✓ **6 BONUS Activity Pages!** Additional worksheets for your students

- Go to our website: www.classroomcompletepress.com/bonus
- Enter item CC1107 or Reading Response Forms
- Enter pass code CC1107D for Activity Pages

FREE!





After You Read



My name: _____

Title of my book: _____

Author: _____

Predicting Story Outcomes

Look at the **cover**, the **title** and the **first paragraph** of the book you are going to read.

Look for **clues** that help you **predict** what will happen in this story.


Complete the chart using the clues you found. Tell what you think is going to happen.

Where I looked	Clues	My predictions
Title		
Cover of book		
First paragraph		

Now read the book and see if your predictions were right.



After You Read



My name: _____

Title of my book: _____

Author: _____

Set Designer


Pretend there is going to be a movie made about the story in your book.

You are going to be the set designer. You need to design a **set** for events from the beginning, the middle and the end of the story.

Pick **one event** from each of the three sections.

Draw and color the set for each one.

	Beginning	Middle	End
Event (what is happening)			
Setting (where it happens)			
My set design			



After You Read



My name: _____

Title of my book: _____

Author: _____

Story Quilt

Think about your favorite scenes in your book.
How could you use them to create a story quilt?

Draw and color a scene in each quilt block.

Title:	Author:	Quilter:
1.	2.	3.
4.	5.	6.
7.	8.	9.



After You Read



My name: _____

Title of my book: _____

Author: _____

On the Air!

Pretend you are doing a live "on the air" interview with the author of your book.

Think about some questions you would like to ask.

Write questions for each heading:

Three questions about the author's life.
Eg. "How long have you been writing?"

- _____
- _____
- _____

Three questions about the book you read.
Eg. "Why is your character a boy?"

- _____
- _____
- _____

Three questions that ask about future stories.
Eg. "Will Jack have another mystery to solve?"

- _____
- _____
- _____



Visual Arts


- Diorama:** Paint (or use markers) the inside of an empty box to show the setting of the story. Cut figures and scenery from paper and glue into place using a tab folded back. Real materials (stones, toy figures) may be added.
- Pop Up Card:** Show students how to fold and cut to make a pop-up in a card. Decorate and write a message to the author, main character or to a friend. (to tell friend to read this book)
- Mural:** A good application for this is when doing an author study or series reading. The mural can be divided into sections that will show individual books written by the same author. Two or more students could work on the same section.
- Stand Up Picture:** Draw and color a scene from the story. Cut out around trees, buildings and other objects, but leave the base of each object attached to the sheet. Fold at the base so objects stand up.
- Story Banner:** Make a banner to show the title of the story, the author and the events or favorite people or parts.
- Clothespin Characters:** Get some plain wooden clothespins. Use paint or markers to draw on facial features. Decorate with fabric, yarn, ribbon, etc.
- Character T-Shirt:** Ask students to bring in an old t-shirt with front or back clear of writing or designs. Sketch a picture of the main character on the shirt. Color with acrylic paints.
- "We're on the Road to Visit":** Have students draw, color and label a map showing the setting (and its changes) throughout their story.



Crossword Puzzle Action Words

Word List

- | | |
|--------|--------|
| bake | hatch |
| buzz | laugh |
| chew | scream |
| climb | scurry |
| close | shout |
| cook | swim |
| frown | swing |
| gallop | throw |
| grab | walk |



Across

- We do this to get up in a tree.
- We do this to a door.
- The way a horse runs.
- We do this to a cake.
- To go back and forth.
- Chicks do this to be born.
- Not a smile but a
- To move quickly.
- A way to move.
- To take hold of quickly.
- We do this with a ball.

Down

- We put food on a stove to it.
- To call out loudly.
- We do this when something is funny.
- Bees do this.
- We do this when we are frightened.
- Do this to your food before you swallow.
- We do this in a pool.



Comprehension Quiz



Answer the questions by **circling** the **correct** letter.

- Word Meaning: Choose the meaning used in the story.**
- cautious:** a) well-known b) careful c) careless d) lucky
 - gigantic:** a) belonging to a giant b) tiny c) soapy d) huge
 - buffet:** a) a sofa b) a closet c) a feast d) a kind of jacket
4. Which sentence is true?
 a) A cat lived in the new home. c) The mouse family held their breath.
 b) The new home was in a cabin. d) The human was the farmer's wife.
5. Murray Mouse is a) a good father b) rich c) afraid d) careless
6. The best title for this story is:
 a) The Mouse Family c) Winter
 b) Fooling the Cat d) Finding a New Home
7. What time of year do you think this is?
 a) summer b) spring c) winter d) autumn
8. Why did Milly Mouse ask so many questions?
 a) She was curious about the new home. c) She likes to ask questions.
 b) She wants to stay in her old home. d) She was worried about the cat.

Character Report Card

Complete a **REPORT CARD** to tell how the character behaved in this story.

Use facts from the story.

Character Report Card

Character's picture:

Character name: _____

Grade: _____

Teacher's name: _____

Behavior	Grade	Comments
Positive attitude		
Acted safely & carefully		
Helpful to others		
Pays attention		
Completes tasks		
Shows responsibility		

Comments: _____

Signature: _____



Word Search Who Can Be a Character?

Words are placed across and up and down.

- | | | | | | | |
|-------|----------|--------|--------|----------|--------|--------|
| alien | dwarf | king | mother | prince | queen | witch |
| baby | elephant | kitten | pirate | princess | shark | wizard |
| bunny | father | lion | pony | puppy | turtle | |

b	a	b	y	a	f	t	n	p	i	q	o
q	l	i	d	w	a	r	f	e	d	u	u
m	i	r	v	o	t	u	r	t	l	e	o
o	e	l	e	p	h	a	n	t	a	e	d
t	n	s	p	d	e	d	y	k	i	n	g
h	o	l	p	i	r	a	t	e	m	n	d
e	m	o	r	a	k	i	t	t	e	n	w
r	l	l	i	o	n	b	u	n	n	y	i
p	r	i	n	c	e	s	s	t	s	y	z
o	t	a	c	d	w	i	t	c	h	e	a
n	u	s	e	a	p	u	p	p	y	p	r
y	n	s	h	a	r	k	v	i	w	o	d

Word Search Answers

b	y	a	f	t	n	p	i	q	o
i	d	w	a	r	f	e	d	u	u
r	v	o	t	u	r	t	l	e	o
l	e	p	h	a	n	t	a	e	d
p	d	e	d	y	k	i	n	g	
l	p	i	r	a	t	e	m	n	d
o	r	d	k	i	t	t	e	n	w
l	i	o	n	b	u	n	n	y	i
i	n	c	e	s	s	t	s	y	z
a	c	d	w	i	t	c	h	e	a
s	e	a	p	u	p	p	y	p	r
s	h	a	r	k	v	i	w	o	d



- b)
- d)
- c)
- c)
- a)
- d)
- d)
- a)

EASY MARKING ANSWER KEY