




1, 2, 3, 4, 5, 6 Graphic Organizers

Suggestions for using three of the six **Graphic Organizers** included in our **Word Family Book** are found below. They may also be adapted to suit the individual needs of your students. The graphic organizers can be used on a projection system or interactive whiteboard in teacher-led activities, and/or photocopied for use as student worksheets. To evaluate students' responses to any of the organizers, you may wish to use the **Assessment Rubric**.





ONSET- RIME CIRCLES

This organizer can be used as a whole class activity then as a small group or individual activity. To introduce this to the whole class, place the small yellow circle of onsets inside the larger blue circle of rimes. Not only will the students see that yellow and blue really do make green, they will also see how words can be made. Make a small whole in the center of each circle. Place a paper clip in the center and hold in place with a pencil. Spin both of the spinners. Add the onset to the rime. Say the word aloud. Ask the students, "Does the word make sense? Does it sound right? Together determine if it is a real word. Record the real words on chart paper in a list. Spin again. (For more advanced students, record the words on chart paper or the blackboard and ask: Does it look right? After you have demonstrated how to use the onset-rime circle, move the activity to a center for small groups or individual students to use for practice. **Found on Page 25.**

WORD FAMILY RACE

This organizer can be used as a whole class or small group activity. Divide the class into three groups. Give each group a rime. Ask the groups to create as many real words as they can in three minutes of class (reduce the time as the students become more proficient at this activity). Ask one member of the group to record the real words on a list on paper or a whiteboard. When the time is up, call the students to attention and ask one member from each group to read their list for you to record on the overhead for everyone to review. After all lists are recorded read over them. Note any words that do not make sense and add to the lists any other words that the class can think of from each word family. *At first, the group may need manipulatives to assist them with this activity. You could provide students with onset-rime circles (on page 25) or you could use the onset rime cards on pages 15-18.* **Found on Page 26.**



FLOWER POWER

This organizer can be used as a whole class or an individual activity. For a class activity, lead your students in a brainstorming session. Record all of the word families that they know on the board. Choose one word family to make into a flower by adding onsets to the rime to create real words. As an individual activity, give students a copy of the overhead or make a flower stem with a round shape on top and print a word family, such as, "-an", inside the circle. Cut out petal shapes to be added to the flower. Students take a blank "petal", write a real word from the word family e.g. "can". Each word gets added around the center to make a Word Family Flower. Substitute the word family and create other Word Family Flowers. Extend the activity by having students write sentences using the words. **Found on Page 28.**



Short "u" Sentence Completion

Choose a word from the box to make the sentence complete. The boxes show tall and small letters. **The first one has been done for you.**

but mug stuck ~~stump~~ drum jump run gum bug truck skunk bump stunk

1. The was once a tree.

2. The hit a .

3. We when it is nice out not when it rains.

4. My dad plays the .

5. There is a in my .

6. That really .

7. May I have some please?

SAMPLE

MY NAME: _____



Word Search

Find all of the words in the Word Search. Words are written horizontally, vertically, diagonally, and some are even written backwards.

all	big	did	in	not	that
am	black	dog	it	ran	then
and	but	drag	jam	red	well
at	can	get	jump	run	when
bed	crab	had	let	stop	will

SAMPLE

r	x	p	q	z	s	f	r	d	o	g	e	a	h	a	b
o	d	a	t	i	l	i	h	n	s	q	a	s	i	t	
c	v	a	k	c	i	r	a	u	a	r	a	g	t	w	
k	a	g	a	a	o	a	o	h	s	p	i	o	r	c	
j	e	b	e	n	t	i	n	e	s	t	o	p	c	o	r
a	j	l	p	i	a	t	g	u	t	h	s	s	k	q	a
m	z	a	m	e	i	n	r	t	o	e	o	e	e	a	b
r	e	c	w	t	d	h	o	e	a	n	h	r	e	d	r
o	n	k	s	d	c	t	a	l	l	y	g	u	b	t	c
u	o	r	w	h	e	n	z	o	b	l	g	n	b	y	e
s	t	d	e	t	r	r	j	o	u	e	i	p	e	w	r
g	u	b	y	t	q	l	u	e	t	q	u	e	e	i	a
b	e	d	c	h	n	u	m	t	d	l	y	c	v	l	c
k	a	r	r	a	n	o	p	w	i	k	w	e	l	l	s
e	t	i	t	t	d	p	o	l	t	x	c	v	b	n	b

Flower Power



- Choose a word family.
- Print the word family rime inside the circle
- Add an onset to the rime to make real words.
- Write the real word in a petal to create a Word Family Flower.
- Read the flower.

