



Teacher Guide



Our resource has been created for ease of use by both **TEACHERS** and **STUDENTS** alike.

Introduction

This study of literary devices is designed to make the language of storytelling more useful to upper-elementary students. The goal of this workbook is to help learners know and use literary devices to examine the meaning and purpose of different types of literature. Through a mixture of narration and age appropriate learning activities, this book enables students to examine and understand the “building blocks” of all good stories. Also, with the study of literary devices comes the increased desire and ability to write well-balanced stories of their own.



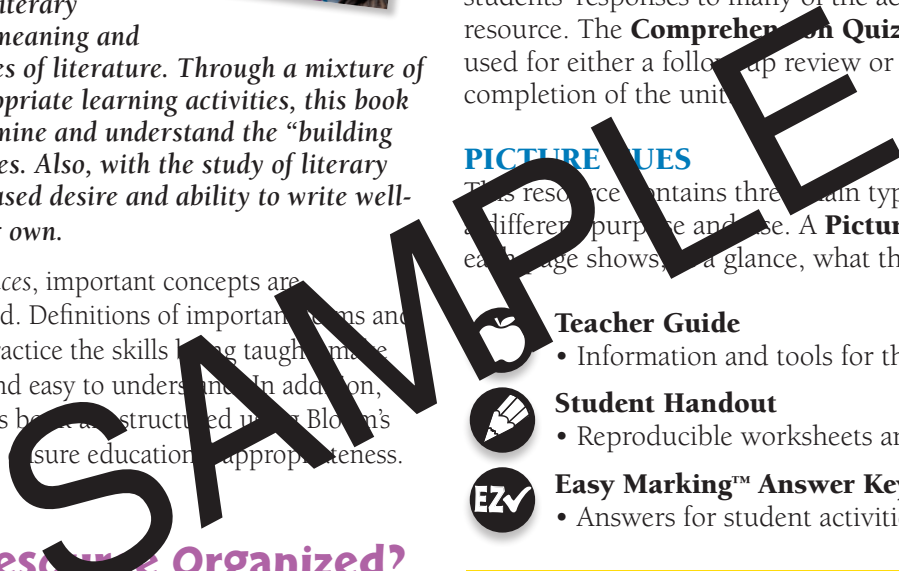
passage and extend their learning. Students are asked to give thoughtful consideration of the reading passage through creative and evaluative short-answer questions, research, and extension activities.

Writing Tasks are included to further develop students’ thinking skills and understanding of the concepts. The **Assessment Rubric** (page 4) is a useful tool for evaluating students’ responses to many of the activities in our resource. The **Comprehension Quiz** (page 48) can be used for either a follow-up review or assessment at the completion of the unit.

PICTURE CUES

This resource contains three main types of pages, each with a different purpose and use. A **Picture Cue** at the top of each page shows, at a glance, what the page is for.

Throughout *Literary Devices*, important concepts are emphasized and discussed. Definitions of important terms and many opportunities to practice the skills being taught make this book user-friendly and easy to understand. In addition, the objectives used in this book are structured using Bloom’s Taxonomy of Learning to ensure educational appropriateness.



How Is Our Resource Organized?

STUDENT HANDOUTS

Reading passages and activities (in the form of reproducible worksheets) make up the majority of our resource. The reading passages present important grade-appropriate information and concepts related to the topic. Embedded in each passage are one or more questions that ensure students understand what they have read.

For each reading passage there are **BEFORE YOU READ** activities and **AFTER YOU READ** activities.

- The **BEFORE YOU READ** activities prepare students for reading by setting a purpose for reading. They stimulate background knowledge and experience, and guide students to make connections between what they know and what they will learn. Important concepts and vocabulary from the chapters are also presented.
- The **AFTER YOU READ** activities check students’ comprehension of the concepts presented in the reading

Teacher Guide

- Information and tools for the teacher

Student Handout


- Reproducible worksheets and activities

Easy Marking™ Answer Key

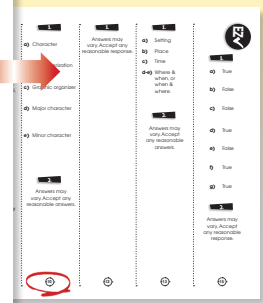
- Answers for student activities

EASY MARKING™ ANSWER KEY

Marking students’ worksheets is fast and easy with this **Answer Key**. Answers are listed in columns – just line up the column with its corresponding worksheet, as shown, and see how every question matches up with its answer!



Every question matches up with its answer!



NAME: _____



Foreshadowing & Flashback

1. Answer the following questions using complete sentences.

a) What is **foreshadowing**?

b) What are the **two purposes** that foreshadowing serves?

c) What is a **flashback**?

SAMPLE

2. Read the following excerpts from "Little Red Riding Hood" and tell whether the underlined portion in each one is an example of a flashback or foreshadowing.

Once upon a time, there was a little girl who lived with her mother. Her mother asked her to take her old and lonely grandmother some food one day. "Don't stop along the way. Go straight to your Grandma's house and back. Don't talk to any strangers and watch out for the wolf in the woods! Now get along!"

a) **flashback** or **foreshadowing**? ((Circle) the correct choice)

The wolf went up to Little Red Riding Hood and told her that he knew a shortcut. Little Red Riding Hood thought back to what her mother told her. "Don't talk to any strangers and watch out for the wolf in the woods!" But it was too late, she had already listened to the wolf's directions.

b) **flashback** or **foreshadowing**? ((Circle) the correct choice)



Comprehension Quiz

Put a "T" in front of each true statement and put an "F" in front of each false statement.

- 1. Literary devices help readers understand the meaning of a story.
- 2. A character is a simple line drawing of a person.
- 3. In a book, play, or movie, major characters are well-developed and minor characters are less developed.
- 4. A crossword puzzle is a diagram or drawing which help you organize your ideas on paper.
- 5. Character Analysis Graphic Organizer asks the writer to describe the main character's words, actions, appearance, thoughts, and effect on other people.
- 6. The setting of a story is the time and location in which it takes place.
- 7. The setting of a story is never used to create mood or atmosphere.
- 8. Weather, scenery, rooms, local customs, clothing, and dialects are keys to a story's setting.
- 9. Characters are usually the most important elements in a story.
- 10. Plot refers to what happens and how it happens in a narrative.

SAMPLE



Write the answers to the following questions.

11. Draw a plot diagram. Be sure to include all five of the stages of plot development.



12. What is the climax of a story, play, or movie?



Five Stages of Plot Development

