



Teacher Guide

Our resource has been created for ease of use by both **TEACHERS** and **STUDENTS** alike.

Introduction

Our resource provides ready-to-use worksheet activities for students in third through fifth grade. Our resource meets the geometry concepts addressed by the NCTM and encourages the students to learn and review the concepts in unique ways. Our resource can be used with the whole class, small group, or as independent work. The activities vary in difficulty and content and enables teachers and students to have a variety of teaching and learning opportunities. Included in our resource are activities on two- and three-dimensional shapes, volume and area, transforming shapes, and coordinating points. Visual models and concrete examples are provided to assist visual learners. Teachers may also use manipulative models such as pattern blocks, to assist kinesthetic learners in presenting the exercises in this book.



The **drill sheets** are provided to help students with their procedural proficiency skills, as emphasized by the NCTM's Curriculum Focal Points.

The **NCTM Content Standards Assessment Rubric** (page 4) is a useful tool for evaluating work in many of the activities in our resource. The **Reviews** (pages 24-26) are divided by grade and can be used for a follow-up review or assessment at the completion of the unit.

PICTURE CUES

This resource contains three main types of pages, each with a different purpose and use. A **Picture Cue** at the top of each page shows, at a glance, what the page is for.

Teacher Guide

- Information and tools for the teacher

Student Handout

- Reproducible worksheets and activities



Easy Marking™ Answer Key

- Answers for student activities

SAMPLE

How Is Our Resource Organized?


STUDENT HANDOUTS

Reproducible **task sheets** and **drill sheets** make up the majority of our resource.

The **task sheets** contain challenging problem-solving tasks, many centered around 'real-world' ideas or problems, which push the boundaries of critical thought and demonstrate to students why mathematics is important and applicable in the real world. It is not expected that all activities will be used, but are offered for variety and flexibility in teaching and assessment. Many of the task sheet problems offer space for reflection, and opportunity for the appropriate use of technology, as encouraged by the NCTM's Principles & Standards for School Mathematics.

EASY MARKING™ ANSWER KEY

Marking students' worksheets is fast and easy with this **Answer Key**. Answers are listed in columns – just line up the column with its corresponding worksheet, as shown, and see how every question matches up with its answer!



Every question matches up with its answer!

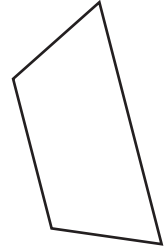
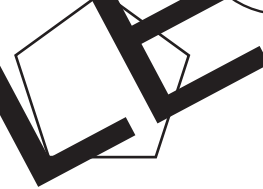
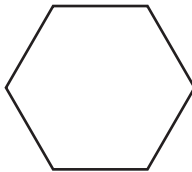
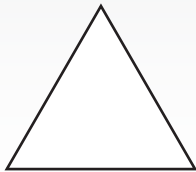
NAME: _____



Task Sheet 1

Polygons

1a) A polygon is a closed figure or shape. A polygon is made of straight lines or *line segments*. Color the polygons from the shapes below.



SAMPLEO

b) Draw three polygons.



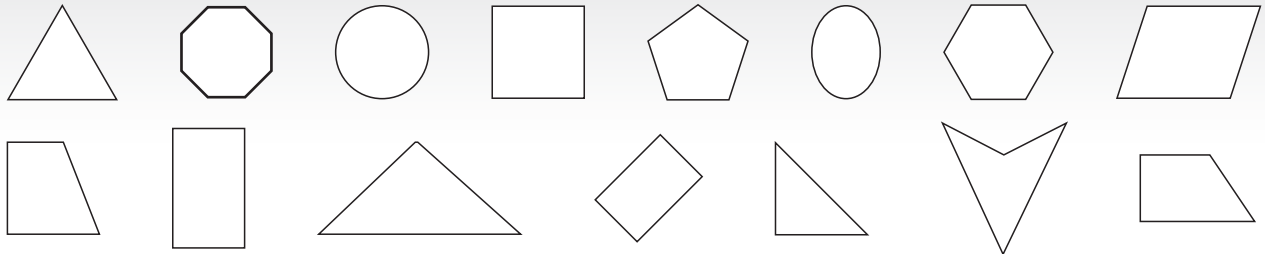
Reflection

Explain why a circle is not a polygon.




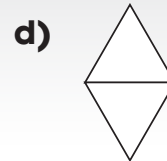


Review A

a) How many different ways can the shapes be sorted?





Four horizontal lines for writing the answer to question a).

Draw each items' congruent shape.

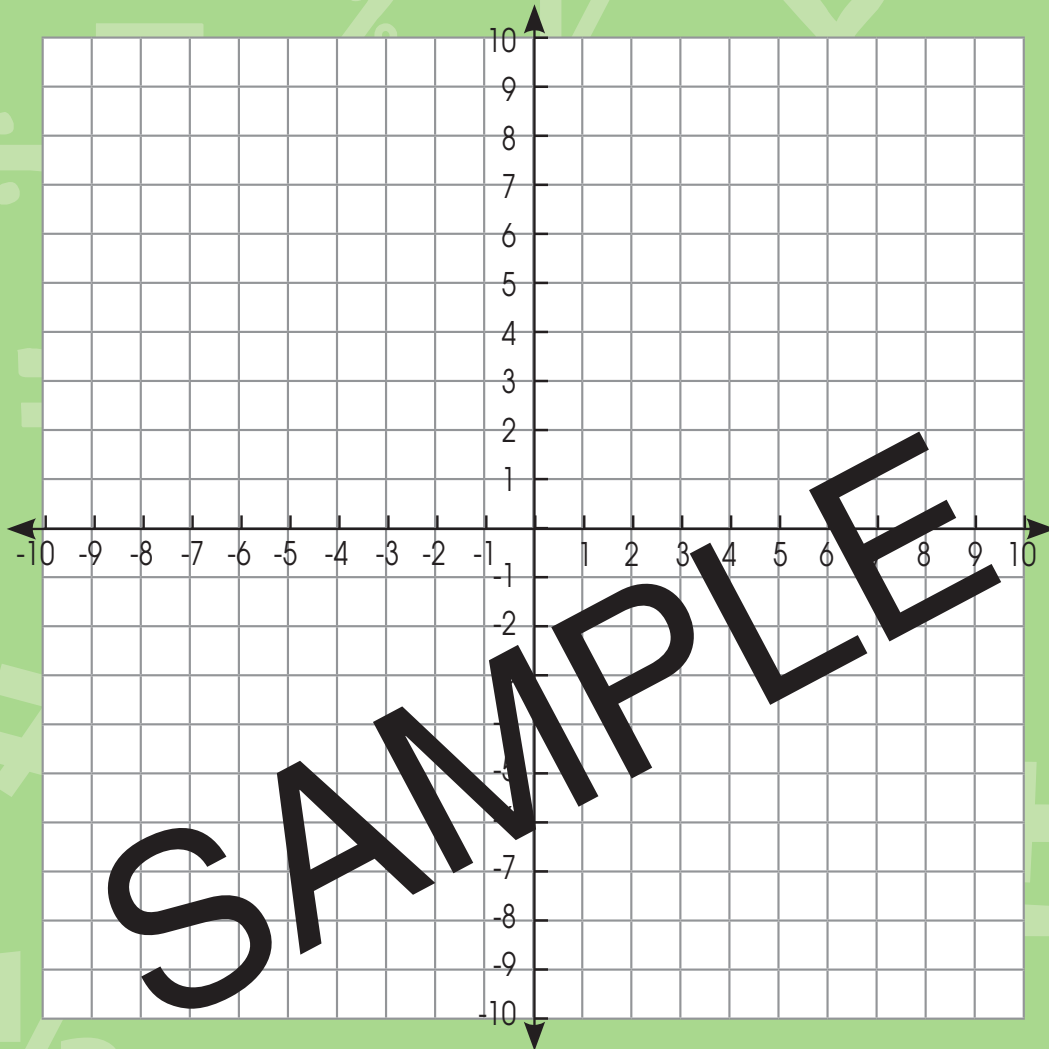


e) What does symmetry mean? _____

f) Draw a shape that is symmetrical. g) Draw a shape that is not symmetrical.



Coordinate System



Plot the following coordinates. Connect each dot in order.

A	-2,2
B	0,9
C	2,2
D	9,2
E	4,-2

F	6,-9
G	0,-5
H	-6,-9
I	-4,-2
J	-9,2