

Cross-Curricular Adventures in Team Building

Building Community in the Classroom

Concept: Geoffrey R. Lorenz

Author: Bonnie J. Krueger

Editor: Deborah Kopka

Book Design: Brenda J. Knowis

ELE90/101905

978-0-7877-1944-9

Release Date 2015

Copyright © 2009 Lorenz Educational Press, a Lorenz company.

P. O. Box 802

Dayton, OH 45401-0802

www.LorenzEducationalPress.com

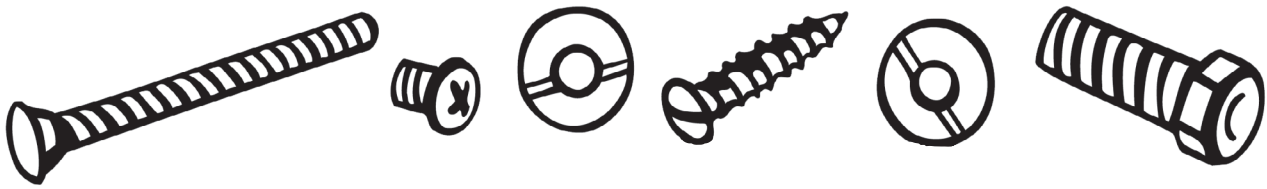
All rights reserved.

The pages in this packet were originally published in
Adventures in Team Building, (ELE90/1019).

Permission to print or photocopy the student activities in this book is hereby granted to one teacher as part of the purchase price. This permission may only be used to provide copies for this teacher's specific classroom setting. This permission may not be transferred, sold, or given to any additional or subsequent user of this product. Thank you for respecting copyright laws.



Lorenz Educational Press
Milliken Publishing Company
Teaching and Learning Company
Show What You Know® Publishing
LEP interactive



Secret Leaders

Materials Needed:

- None

This guessing game challenges students to pay attention to detail while participating in a basic movement activity. Divide the class into small teams, and pull one team into the hallway or into a separate part of the room. This team acts as the “police officers” responsible for finding the “secret leader” among the remaining teams. Return to the rest of the teams (with the police officers still separated), and select a secret leader. This person is responsible for discreetly changing the movement activity of the group without getting caught by the police officers. The rest of the students need to follow the secret leader without getting caught!

Bring the police officers back to the group, and have all teams sit together in a circle on the floor. Start the entire class off clapping together. The secret leader will soon change the movement from clapping to another activity (see the suggestions below). The rest of the class follows the secret leader, while the police officers look for clues to the secret leader’s identity. The goal is for the police officers to catch the secret leader. After the secret leader is identified (or after a set amount of time has passed), select a different group to be the police officers and choose a new secret leader.



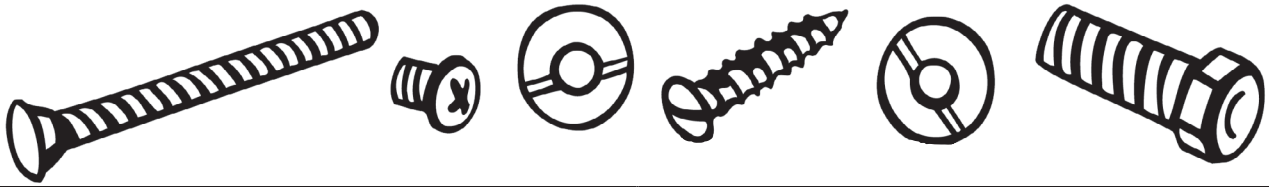
Suggested Movements: clapping, snapping, slapping knees, nodding head, shaking head, whistling, strumming fingers on floor, tapping toes, blinking eyes

Action!

Materials Needed:

- Music CD
- CD player or computer with speakers
- Optional: Play live music on a piano or other instrument

Play any piece of music while all students dance around the room. Stop the music. Call out a number between 2 and 5 and an action such as clapping, snapping, or jumping up and down. Make sure the number you call can easily be divided into the number of students in the class. The students must then divide into groups containing the same number of people as the number you called. After they have the correct number of people, the groups can then begin performing the action. Once everyone is performing the announced action, have all of the students begin dancing again and continue the activity.



1. I am found in many restaurants.
2. I was first made in Italy.
3. I am baked in big ovens.
4. I am made of dough, tomato sauce, and cheese.
5. Many people put pepperoni and even anchovies on me.

ANSWER: I am a pizza.



1. I can fit easily in the palm of your hand.
2. My shape is a circle.
3. Sometimes I am decorated with pretty stones.
4. Many people wear me after they get married.
5. I can be made of different metals, such as silver or gold.

ANSWER: I am a ring.



1. I am made up of very, very small pieces.
2. I can be many different colors, but I am usually a light tan color.
3. I am very soft against your feet.
4. You can find me by the ocean.
5. I can be shaped into castles.

ANSWER: I am sand.




1. I am a vegetable.
2. I grow under the ground.
3. I am usually peeled before I am cooked.
4. My skin is usually brown or red.
5. I can be mashed, fried, or made into chips.

ANSWER: I am a potato.



1. I can be any color, but I am often white.
2. You can sometimes find me in the laundry basket.
3. I am sold in pairs.
4. People call me "stinky" a lot.
5. I keep your feet warm.

ANSWER: I am socks.



1. I can fit inside your desk.
2. I come in all colors of the rainbow.
3. I can help make very pretty pictures.
4. I am made of wax.
5. Many people draw with me instead of markers or colored pencils.

ANSWER: I am a crayon.