

Ice Breakers: Games to Get Them Going #2

Social Interaction Activities

Concept: Geoffrey R. Lorenz
Author: Bonnie J. Krueger
Illustrator: Emily Myers

ELE90/102602

ISBN: 978-0-7877-1977-7

Release Date 2015

Copyright © 2009 Lorenz Educational Press, a Lorenz company.
P. O. Box 802
Dayton, OH 45401-0802
www.LorenzEducationalPress.com
All rights reserved.

The pages in this packet were originally published in
Ice Breakers, (ELE90/1026).

Permission to print or photocopy the student activities in this book is hereby granted to one teacher as part of the purchase price. This permission may only be used to provide copies for this teacher's specific classroom setting. This permission may not be transferred, sold, or given to any additional or subsequent user of this product. Thank you for respecting copyright laws.



Lorenz Educational Press
Milliken Publishing Company
Teaching and Learning Company
Show What You Know® Publishing
LEP interactive

My Many Hats


MATERIALS: Many Hats Cards (pages 45-46)
Any of the following: Newspaper
12 x 21" sheet of wrapping paper
12 x 21" sheet of butcher paper
Paper grocery bags

DIRECTIONS:

Make enough copies of the Many Hats Cards so that each student will have one card. Begin the activity by helping every student create a paper hat. Directions for making a simple hat are found on page 16.

Select a few students to help demonstrate the activity before beginning with the rest of the class. To play, place a card in the brim of each student's hat so that it is easily seen by the rest of the class. Do not let the students see their own card. Divide the class into small groups of 3-4 students. Tell the students that the category of the card set is "Things Found on a Farm."

The object of the activity is for each student to identify the card in his or her hat by asking questions. Each student must ask a classmate a 'yes' or 'no' question about the card. This can be a simple question of color ("Am I purple?") or size ("Am I smaller than a basketball?"). Each question must have a 'yes' or 'no' response.



FOR EXAMPLE:

Category—Things Found on a Farm

John (corn): *Do I grow out of the ground?*

Peter (sheep): *Yes. Am I a living thing?*

John (corn): *Yes.*

Students then move on to another classmate.

Once the students believe they know the identity of their card, they may ask a student in their group to confirm ("Am I a pumpkin?"). This game can easily be repeated by mixing up the cards and redistributing them.

PIG



PUMPKIN



TRACTOR



GOAT



COW




CORN



BARN



SHEEP



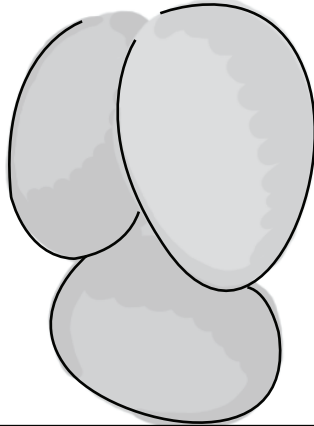
CHICKEN




APPLE



EGGS




SEEDS



ROOSTER



CAT



HORSE



FARMER

