

# Deductive Reasoning Puzzles #1

## Beginning Links to Logic

Concept: Geoffrey R. Lorenz  
Author: Tiffany Rosengarten  
Editor: Jonathan Gross  
Book Design: Ken Benner

**ELE90/103401**

ISBN: 978-0-7877-2000-1

Release Date 2015

Copyright © 2010 Lorenz Educational Press, a Lorenz company.

P. O. Box 802

Dayton, OH 45401-0802

[www.LorenzEducationalPress.com](http://www.LorenzEducationalPress.com)

All rights reserved.

The pages in this packet were originally published in  
Beginning Links to Logic - Grades 2-4, (ELE90/1034).

Permission to print or photocopy the student activities in this book is hereby granted to one teacher as part of the purchase price. This permission may only be used to provide copies for this teacher's specific classroom setting. This permission may not be transferred, sold, or given to any additional or subsequent user of this product. Thank you for respecting copyright laws.



Lorenz Educational Press  
Milliken Publishing Company  
Teaching and Learning Company  
Show What You Know® Publishing  
LEP interactive

# How to Use This Book

## WHAT DOES NOT BELONG? (pages 9, 10)

### **PURPOSE:**

Students work alone or in groups to figure out which picture does not belong with the rest. The students explain why the picture does not belong. They can do so orally or in writing.

### **DIRECTIONS:**

The activity has pictures grouped by theme. Students have to decide which object does not belong and explain why it does not fit in with the rest of the pictures.

### **EXTENSIONS/VARIATIONS:**

This activity can be used for any subject, and can very easily be altered to fit the needs of your class. Students can explain their decision orally or by drawing pictures if writing it out is too difficult. For an added challenge, they could choose something that would fit with the rest of the objects and replace the odd picture.

## WHAT'S WRONG? (pages 11 – 13)

### **PURPOSE:**

Students will analyze sets of pictures to find errors. They will use prior knowledge and context clues to analyze seasonal, community, and other settings.

### **DIRECTIONS:**

Given four pictures of various settings, students will search for errors in each picture. They should circle the incorrect picture elements. Then students will color the pictures.

### **EXTENSIONS/VARIATIONS:**

This can work well as a group activity. The pictures can be split between the group members. After each student considers his or her picture, the group can discuss thoughts and ideas on how to fix each picture together.


The shaded area does not apply to this packet.




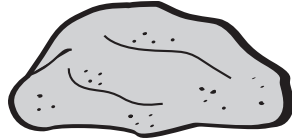

# What Does Not Belong?

Which picture does not belong in each set? Circle that picture and explain why it does not fit. Write your explanation on the line below each set of pictures.


1.




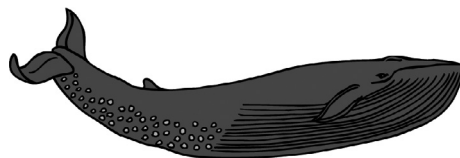
2.



3.



4.



5.

