

Following Directions and Riddle Clues

Beginning Links to Logic

Concept: Geoffrey R. Lorenz
Author: Tiffany Rosengarten
Editor: Jonathan Gross
Book Design: Ken Benner

ELE90/103406

ISBN: 978-0-7877-2005-6

Release Date 2015

Copyright © 2010 Lorenz Educational Press, a Lorenz company.
P. O. Box 802
Dayton, OH 45401-0802
www.LorenzEducationalPress.com
All rights reserved.

The pages in this packet were originally published in
Beginning Links to Logic - Grades 2-4, (ELE90/1034).

Permission to print or photocopy the student activities in this book is hereby granted to one teacher as part of the purchase price. This permission may only be used to provide copies for this teacher's specific classroom setting. This permission may not be transferred, sold, or given to any additional or subsequent user of this product. Thank you for respecting copyright laws.



Lorenz Educational Press
Milliken Publishing Company
Teaching and Learning Company
Show What You Know® Publishing
LEP interactive


Pilot and Navigator

Help! The pilot has lost all contact with ground control and must find a way to land his plane! Partner up with a classmate. Choose a navigator and a pilot. The navigator must create a path on his/her map and give the pilot directions on how to get to the runway. The pilot must listen to the navigator's instructions, and follow the same path on his/her map to safely land the plane. Take turns being the navigator and pilot.

The frame contains six icons arranged in two columns and three rows. The top-left icon shows a silhouette of an airplane flying over an airport terminal and a control tower. The top-right icon is a smiling sun with a face. The middle-left icon is a rainbow arching over a cloud. The middle-right icon is a blimp. The bottom-left icon shows several clouds with small birds flying around them. The bottom-right icon shows a silhouette of an airplane flying over an airport terminal and a control tower.

What am I? - Science

Use the clues to figure out what each riddle is describing. Write the answer on the blank.



1. Five points and ten sides I have, you see.
Maybe you know a song about me.
I spend my nights up in the sky.
Now you must guess. What am I?

2. I send down light with each ray.
I am the reason we have day.
Without my light the plants would die.
Quickly now, what am I?



3. You see me mostly in the night.
I reflect the sun's bright light.
I go through a cycle every four weeks.
"What am I?" is the answer you seek.

4. I am water vapor you can see.
It condenses to form one of me.
I am found near the ground or way up high.
I ask you now, "What am I?"

5. I'm made of colors very bright.
All the colors together make up light.
When rain and sun share the sky,
One of me appears. What am I?

What am I? - Shapes

Use the clues to figure out what each riddle is describing. Write the answer on the blank.



1. I have a triangle on each side.

I'm seen as Egypt's pride.

Any shape can be my base.

Guess what I am to win this race. _____

2. I have six faces in all on me,
That are all the same shape you see.

I am the shape of blocks or dice.

Guess what I am to win your prize. _____

3. I have a point and am round.

I can hold ice cream when upside down.

My base is a circle on which I sit.

Can you guess what I am with your wit? _____

4. I have 2 circles, bottom and top.

My shape is seen in a can of pop.

My height can be either short or high.

So take a guess. What am I? _____

5. I am the shape of many things.

From balls to globes and tops of rings.

I'm round on every part of me.

I ask you now, "What can I be?" _____