

# Cognitive Thinking Activities Set 7

## Making Critical Thinking Fun

Author: Kelley Dos Santos Kremer, M.Ed.  
Book Design: Kati Baker

**ELE90/106507**

ISBN: 978-0-7877-2092-6

Release Date 2015

Copyright © 2011 Lorenz Educational Press, a Lorenz company.  
P. O. Box 802  
Dayton, OH 45401-0802  
[www.LorenzEducationalPress.com](http://www.LorenzEducationalPress.com)  
All rights reserved.

The pages in this packet were originally published in  
Thinking Games and Activities, (ELE90/1065).

Permission to print or photocopy the student activities in this book is hereby granted to one teacher as part of the purchase price. This permission may only be used to provide copies for this teacher's specific classroom setting. This permission may not be transferred, sold, or given to any additional or subsequent user of this product. Thank you for respecting copyright laws.



Lorenz Educational Press  
Milliken Publishing Company  
Teaching and Learning Company  
Show What You Know® Publishing  
LEP interactive

# Word Strings


## Cognitive Thinking Strategies: Association, Convergent Thinking, Divergent Thinking

The **Word Strings** activity is an excellent way to empower students' creativity. Students start with a single word, and then string along words they associate with the previous word.

Here is an example of a word string:

**book—page—number—author—pictures—color—green—frog**

Give students the first word. Then ask, "What is the first word that comes to your mind when you think of this word?" They should write down the word they associate with this first word. Repeat the process several times. Students should be able to explain how their words are connected. This is a fun and inspiring thinking activity that helps students understand their own thought processes. Students can also use drawings to form picture-strings.



# Word Strings

1. \_\_\_\_\_ — \_\_\_\_\_ — \_\_\_\_\_ — \_\_\_\_\_ —  
\_\_\_\_\_ — \_\_\_\_\_ — \_\_\_\_\_ — \_\_\_\_\_ —


2. \_\_\_\_\_ — \_\_\_\_\_ — \_\_\_\_\_ — \_\_\_\_\_ —  
\_\_\_\_\_ — \_\_\_\_\_ — \_\_\_\_\_ — \_\_\_\_\_ —


3. \_\_\_\_\_ — \_\_\_\_\_ — \_\_\_\_\_ — \_\_\_\_\_ —  
\_\_\_\_\_ — \_\_\_\_\_ — \_\_\_\_\_ — \_\_\_\_\_ —


4. \_\_\_\_\_ — \_\_\_\_\_ — \_\_\_\_\_ — \_\_\_\_\_ —  
\_\_\_\_\_ — \_\_\_\_\_ — \_\_\_\_\_ — \_\_\_\_\_ —

# Picture Strings

1. 



2. 



3. 