

# Music Symbol Worksheets

## Reproducible Worksheets for the Music Classroom

Compiler: Julie Eisenhauer  
Book Design: Jeff Richards

**ELE90/109806**

ISBN: 978-0-7877-2100-8

Release Date 2015

Copyright © 2014 Lorenz Educational Press, a Lorenz company.

P. O. Box 802

Dayton, OH 45401-0802

[www.LorenzEducationalPress.com](http://www.LorenzEducationalPress.com)

All rights reserved.

The pages in this packet were originally published in  
*Classroom Music Games and Activities*, (ELE90/1098).


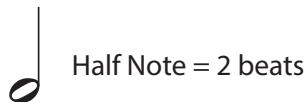

Permission to print or photocopy the student activities in this book is hereby granted to one teacher as part of the purchase price. This permission may only be used to provide copies for this teacher's specific classroom setting. This permission may not be transferred, sold, or given to any additional or subsequent user of this product. Thank you for respecting copyright laws.



Lorenz Educational Press  
Milliken Publishing Company  
Teaching and Learning Company  
Show What You Know® Publishing  
LEP interactive


# Rake the Leaves

There are four kinds of notes in this puzzle:







All the leaves are falling, and it's time to rake them up. If a note is one beat, color it orange. If it is two beats, color it yellow. If it is three beats, color it red. If it is four beats, color it brown.

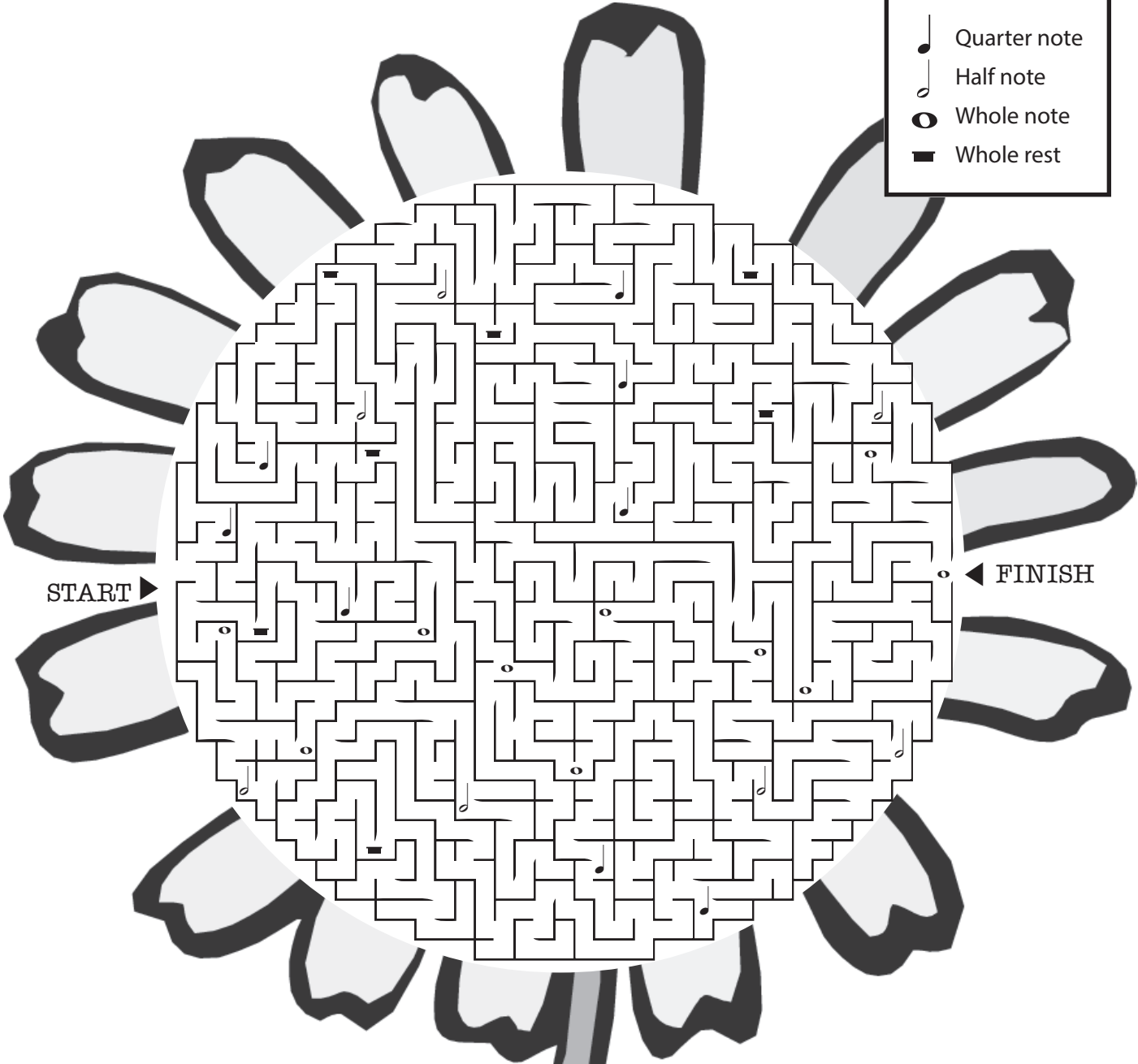
Then, draw a line to connect all the quarter-note leaves to the trashcan, all the half-note leaves to the basket, all the dotted half-note leaves to the wheelbarrow, and all the whole-note leaves to the lawn bag.



# Musical Maze

Amelia was sitting in her backyard listening to music and tending to her garden. She enjoyed all of the songs that she heard, but she decided to pick a flower for every song that she thought was especially beautiful. Follow the path marked by whole notes to get from start to finish. When you are done, count the number of whole notes to find how many flowers Amelia picked.

KEY	
	Quarter note
	Half note
	Whole note
	Whole rest







Amelia picked \_\_\_\_\_ flowers.

# Take a Hike

There are plenty of places to rest and see the sights on this hike. Some rests are longer than others. If you find and follow the music symbols that mean to rest, they will help you find your way. When you reach the end, go back and count how many of these symbols you passed. Write that number in the space provided.

**KEY**

-  Quarter note
-  Half note
-  Whole note
-  Whole rest

**START >**
**FINISH >**

On my hike, I passed \_\_\_\_\_ rests.