


What's My Title?

Match the pictures with their titles. Write the letter of the picture on the line by its title.


1. _____ A Strange Dream

A.




2. _____ First Day of School

B.




3. _____ Home Run!

C.



4. _____ Family Fun


D.



Frogs and Toads

Toads and frogs are amphibians. They live part of their lives on land and part of their lives in water.

Frogs have smooth, wet skin. They do not have bumps on their heads. Frogs have strong legs. They can jump a long way.



Toads have dry, bumpy skin. Their bodies are more round than frogs. They can hop, but not very far or very fast.

Frogs and toads have long, sticky tongues. They use their tongues to catch flies and other bugs.

Frogs and toads hatch from eggs. The babies are called tadpoles. At first they look like fish. They do not have legs.

Most frogs and toads shed their skin every week or so. They eat the old skins.

Put an X in the correct column.


	Frogs	Toads	Both
They are amphibians.			
They have smooth, wet skin.			
They can hop, but not very far.			
They can jump a long way.			
They hatch from eggs.			
Their babies look like fish.			
They have long, sticky tongues.			

Ants on a Log

Did you ever eat ants on a log? This is a good snack.


You can make ants on a log for your friends.

You will need



1. Ask an adult to cut the celery into pieces about 4 or 5 inches long.
2. Wash the celery. Dry it with a paper towel.
3. Spread peanut butter on the groove in the celery.
4. Put raisins on the peanut butter.

The celery with peanut butter is the log. The raisins are the ants. That's the only way to eat ants on a log.



Write the steps to make something else good to eat. Number each step.
