

TIME & MONEY—This book provides a variety of activities designed to enrich and reinforce the skills of telling time and counting money taught at the first through third grade levels. The pages are presented in a suggested order, but may be used in any order that best meets a child's needs. Exercises are designed so a child can work with a minimum of supervision in a classroom or at home. The whimsical characters will entertain and motivate your children. An answer key is also included at the end of the book.

Contents

About Clocks	1	Early-Late-On Time	24
Numbers and Hands	2	Coins	25
Hour-Minute Hands	3	Nickel, Penny	26
O'Clock and :00.....	4	Dime, Nickel, Penny.....	27
Add the Hands.....	5	Quarter, Penny	28
Half Past or :30	6	Quarter, Nickel	29
The Order of Time.....	7	Quarter, Dime	30
Five-Minute Intervals	8	Quarter, Dime, Nickel, Penny	31
Quarter-Hour Facts	9	Quarter, Dime, Nickel, Penny	32
Forty-Five Minutes After—		Half Dollar, Dime, Penny.....	33
A Quarter To	10	Half Dollar, Quarter, Nickel	34
Fifteen or Forty-Five After	11	Counting Coin Value	35
Review: 15, 30, 45	12	Counting Coin Value	36
Review.....	13	Dollar Bill	37
Missing Hands.....	14	Subtraction: Dime, Nickel, Penny.....	38
Telling the Time.....	15	Subtraction: Quarter, Dime, Nickel,	
Minutes.....	16	Penny.....	39
Minutes After	17	Subtraction: All Coins.....	40
On-After the Hour.....	18	Equivalencies Up to \$1.00	41
Timely Puzzles	19	Problem Solving, Addition	42
Digital Clocks.....	20	Problem Solving,	
Matching Times	21	Addition & Subtraction	43
Telling Time.....	22	Problem Solving,	
A.M. and P.M.....	23	Addition & Subtraction	44

The purchase of this book entitles the individual purchaser to reproduce copies for single classroom use. The reproduction of any part of this book for use by an entire school or school system or for any commercial use is strictly prohibited.

EMP3377 Time & Money, Grades 1-3

Written by Lynne Aldrich & Elaine Drewis

Illustrated by Don O'Connor & Joyce Yarbrough

Cover Design by Insight Visual Communications

ISBN 978-1-4291-1465-3 Printed in the USA. All rights reserved.

Copyright ©1998

Milliken Publishing Company, a Lorenz company

P.O. Box 802


Dayton, OH 45401-0802

www.LorenzEducationalPress.com


Name _____

DOC CLOCK AND THE CRIME-TIME MYSTERIES


Mystery #1: The Case of How to Tell Time!




The Suspects




1. Daisy Clock
Found in kitchens.




2. Grandfather Clock
Often found in living rooms or dens.




3. Alvie Alarm Clock
Found in bedrooms.



4. Aunt Casey Clock
Often found in antique shops.



5. Danny Digital
Found anywhere.



6. Walter Wristwatch
Found on a wrist.


Doc Clock asked the following questions of all the suspects:

1. Do you all have the same shape? _____
2. Do you all have clock hands? _____
3. But, do you all tell time? _____

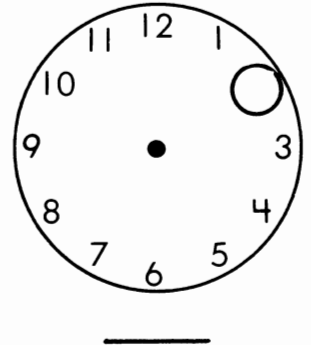
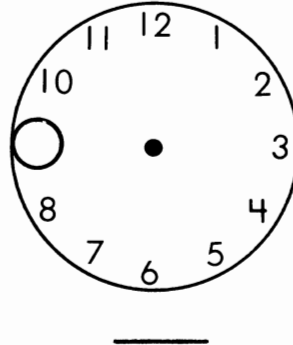
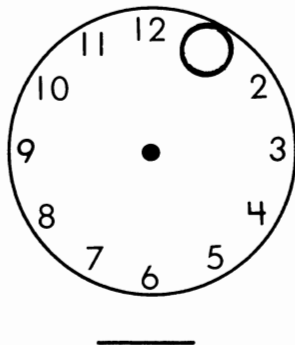
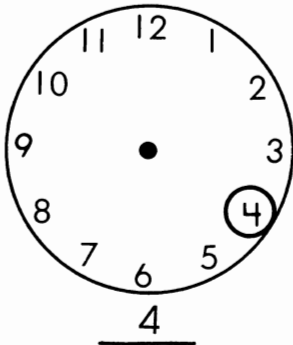
Follow the adventures of Doc Clock as he solves more crime-time mysteries.

Mystery #2: The Missing Numbers

Clocks that are not digital clocks have 12 numbers. Daisy is trying to hide one number from Doc. Can you find it?




Fill in the missing number in each circle. Then write it on the line.




So far, so good. Now Doc also knows that all clocks (except digital clocks) have 2 hands. A long hand , which is the minute hand, and a short hand , which is the hour hand.


On each clock below, the minute hand is pointing to 12. The hour hand points to an hour. Tell what hour each clock shows. Clue: You'll have to fill in the missing number first!




3 o'clock




___ o'clock




___ o'clock




___ o'clock



___ o'clock





___ o'clock



___ o'clock







Name _____







Mystery #3: Which Hand Is It?

Daisy was a help in the Crime-Time Mystery of the Missing Numbers. Let's move on. You met her two hands: the long hand \longrightarrow , or the minute hand, and the short hand \longrightarrow , or the hour hand.

Which hand is on each clock below? (✓) the right answer. Write the number the hand is pointing to in the circle.







__ hour __ minute __ hour __ minute __ hour __ minute __ hour __ minute



__ hour __ minute __ hour __ minute __ hour __ minute __ hour __ minute

The mystery deepens! The hour hand or the minute hand points to a number. Circle the right answer.



Hour
Minute

Hour
Minute

Hour
Minute

Hour
Minute



Time Used in Our Language

Bedtime ...