


Table of Contents

Nouns: People and Places	1	Alphabetical Order: First Letter.....	28
Nouns: People and Places	2	Alphabetical Order: First Letter.....	29
Verbs.....	3	Singular and Plural Nouns.....	30
Verbs.....	4	Singular and Plural Nouns.....	31
Adjectives: Size	5	Word Referents.....	32
Adjectives: Color.....	6	Word Referents.....	33
Telling Sentences.....	7	Subject/Verb Agreement	34
Telling Sentences.....	8	Subject/Verb Agreement.....	35
Asking Sentences	9	Verbs: Present and Past Tenses	36
Asking Sentences.....	10	Verbs: Present and Past Tenses	37
Complete Sentences.....	11	Verbs: <i>Is, Are, Am</i>	38
Complete Sentences	12	Irregular Verbs	39
Word Order	13	Apostrophes in Contractions.....	40
Word Order	14	Prepositions	41
Expanding Sentences with		Capitals: Street Names.....	42
Adjectives	15	Capitals: Street Names.....	43
Sentence Combining	16	Capitals: Cities and States	44
Capitals: Pronoun <i>I</i>	17	Capitals: Cities and States	45
Capitals: Proper Nouns.....	18	Comma Separating City and State	46
Capitals: Proper Nouns and Initials	19	Capitals: Holidays	47
Capitals: Days of the Week	20	Capitals: Special Days.....	48
Capitals: Days of the Week	21	Commas in Letters.....	49
Capitals: Months	22	Thank-you Note	50
Capitals: Months	23	Rhyming Words	51
Commas in Dates	24	Rhyming Words	52
Invitation.....	25	Topic Sentences	53
Sentence Order in a Paragraph.....	26	Topic Sentences	54
Sentence Order in a Paragraph.....	27	Awards	55



Write the words that name **people** or **places** under the correct heading.
Draw a picture to go with each word.

boy cat man home mother
help zoo fun store go








People


Places

People	Places
<hr style="border-top: 1px dashed black;"/>	<hr style="border-top: 1px dashed black;"/>
<hr style="border-top: 1px dashed black;"/>	<hr style="border-top: 1px dashed black;"/>
<hr style="border-top: 1px dashed black;"/>	<hr style="border-top: 1px dashed black;"/>



Cut out the pictures of **people** at the bottom of the page.
Paste the pictures in the **place** each should go.





Write the **verbs** in the boxes.
Draw pictures to show what is happening.

run home play jump throw big

