

Teaching Guide

This book is one of a series of five vocabulary enrichment texts created to add word power by expanding the working vocabularies of young readers and writers. Each book contains 22 new word activities and three, two-page review lessons. Each activity presents three new, challenging, and useful words for students at the designated grade. The content is of value to a wide range of students providing flexibility for use in grades above or below those for which each book was primarily intended.

This series is unique in its approach to vocabulary selection. Teacher-authors use grade-appropriate children's literature (see book lists in each Teaching Guide) as sources for the basic word pool. The words recognized as above-level by ordinary readability standards provide a core of potentially useful words for vocabulary enrichment. Lessons combine the core words with related words—often a synonym and an antonym—to create a reasonable and practical learning environment. Words are then introduced in mini-stories for motivation, context clues, and maximum reinforcement of meaning.

Each activity provides for reading the new words in context and for practicing the words by using them in sentences as well as by finding synonyms, antonyms, and rhymes. There are crossword puzzles and decoding activities. Activities include independent writing assignments to encourage students to use words in meaningful ways. Sharing the written stories and expanding on the discussion of new words will further learning.

Teachers/parents are encouraged to have the books from the list available for students' recreational reading.

Book List

1. Black Stallion, Walter Farley
2. Black Stallion's Courage, Walter Farley
3. The Phantom Tollbooth, Norton Juster
4. Island of the Blue Dolphins, Scott O'Dell

Page	Key Words	Source	Page	Key Words	Source	Page	Key Words	Source
1	Ancestors genealogy descendant	(4)	10	confident arrogant modest	(2)	20	vague clarify precise	(3)
2	conceal camouflage reveal	(4)	11	deliberate impulse sporadic	(1)	21	refuge peril security	(3)
3	barren irrigate fertile	(5)	12	jury attorney verdict	(3)	22	haphazard orderly fastidious	(2)
4	monotonous variety dynamic	(3)	13	inadequate competent accomplished	(2)	23	sluggish exertion energetic	(2)
5	abundant adequate deficient	(3)	14	wilderness isolated inhabited	(3)	24	continually lapse hiatus	(2)
6	ceremonious coronation procession	(2)	15	flammable ignite extinguish	(2)	25	reluctant eager aggressive	(2)
7	assembly solitude throng	(2)	16	summit plateau crevasse	(3)	26	dejected exhilarated tranquil	(3)
8-9	Review Pages		17	wisdom rational ignorance	(3)	27-28	Review Pages	
			18-19	Review Pages				

Key Words

Name _____

ancestors
genealogy
descendant

Martha met some of her aunts and uncles for the first time last Sunday. She was eager to learn more about her ancestors. She decided to begin a study of her genealogy. Martha discovered that she was a descendant of a famous pioneer.



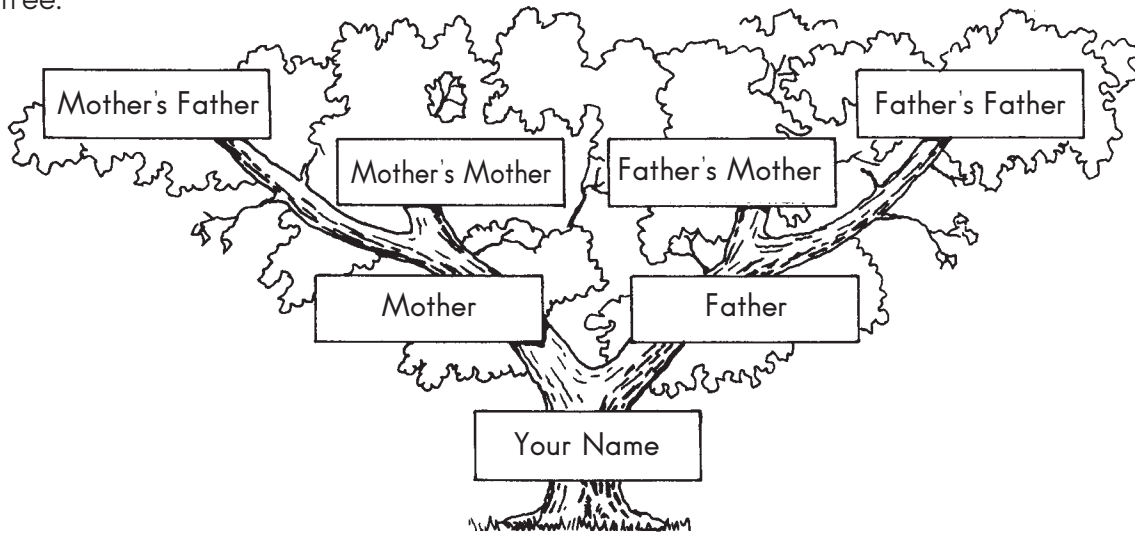
A. Look up each word in the dictionary. Write a definition for each.

1. ancestors _____
2. genealogy _____
3. descendant _____

B. Put an X by each sentence which uses the lesson word correctly.

1. Mrs. Grover has pictures of many of her ancestors.
 One of Jan's ancestors, Aunt May, came to visit her yesterday.
2. Sam's mother has a written record of her family's genealogy.
 The new genealogy is the tallest building in the city.
3. Marvin's descendant was born two hundred years before Marvin.
 Would you like to be a descendant of a famous person?

C. A chart showing a family's genealogy is called a family tree. Write your family name on your family tree.



D. In each sentence put one line under the ancestor. Put two lines under the descendant.

1. Laura Johnson's trunk contained letters written by Ben Johnson in 1791.
2. Mara inherited a portrait of her mother's relative, Judge Harwell, painted in 1859.
3. Tristan found a letter in his attic which was written in 1875 by a distant relative, Patrick Foster.


E. On another paper, write a paragraph about your ancestors. Use your new words.

Key Words

Name _____

conceal
camouflage
reveal

When animals live outside, they have to protect themselves from their enemies. Animals such as rabbits, snakes, and birds are able to conceal themselves from their enemies. Many have special colors which provide a natural camouflage. Only when they leave their surroundings do they reveal themselves.



A. Look up each word in the dictionary. Write a definition for each.

1. conceal _____
2. camouflage _____
3. reveal _____

B. Rewrite each sentence. Replace the words in parentheses with the appropriate key words.

1. The spy wore black clothes at nighttime as a (disguise). _____

2. The runner tried to (hide) his disappointment in losing the race. _____

3. The captain lifted the old trunk's lid to (uncover) its contents. _____

C. Write **reveal** or **conceal** by each synonym.

- | | | |
|----------------|-------------------|-----------------|
| 1. _____ cover | 2. _____ expose | 3. _____ open |
| 4. _____ show | 5. _____ disguise | 6. _____ bury |
| 7. _____ hide | 8. _____ uncover | 9. _____ unmask |

D. Check each correct example of **camouflage**.

- | | |
|---|---|
| <input type="checkbox"/> a green snake in grass | <input type="checkbox"/> brown tent on desert |
| <input type="checkbox"/> red letters on yellow sign | <input type="checkbox"/> white glove on snow |

E. List two other examples of **camouflage**.

1. _____
2. _____


F. On another paper, write a paragraph about a valuable painting. Use your new words.

Key Words

Name _____

barren
irrigate
fertile

We rely on good land for farmers to grow crops. Years ago, crops could not be grown in the barren land. Canals were dug to carry water to irrigate the land. Today the fertile land is used to grow many kinds of crops.



A. Look up each word in the dictionary. Write a definition for each.

1. barren _____
2. irrigate _____
3. fertile _____

B. Circle the phrase which describes each word in bold.

1. It takes months of hard work for workers to irrigate the land.
a. grow vegetables b. take away water c. supply water
2. The barren desert stretched ahead of the weary travelers.
a. little or no plant life b. plentiful water c. no highways
3. Herds of cattle grazed in the fertile valley.
a. wheat fields only b. much plant life c. rivers and streams

C. Write fertile or barren by each word or phrase below.

1. _____ farmland 2. _____ jungle
3. _____ wasteland 4. _____ forest
5. _____ sand dunes 6. _____ desert

D. To irrigate land is to turn fertile land into barren land. barren land into fertile land.

E. On another paper, write a paragraph about a farm. Use your new words.

