

Math Grade 1

Table of Contents

Garden Critters (<i>Counting to 10, Number words</i>)	1	In the Treetops (<i>Adding two-digit numbers</i>)	24
All in a Line (<i>Ordering numbers to 10</i>)	2	Pretty Flowers (<i>Subtracting one-digit from two-digit numbers</i>)	25
Leafy Math (<i>Identifying tens and ones</i>)	3	Subtraction Fun (<i>Subtracting two-digit numbers</i>)	26
Crayon Count (<i>Counting multiples of ten</i>)	4	Fun With Kites (<i>Adding and subtracting with two-digit numbers</i>)	27
Polly's Painting (<i>Place value to 99</i>)	5	What Time Is It? (<i>Telling time to the hour and half hour</i>)	28
Balloon Fun (<i>Ordering numbers to 20</i>)	6	Matching Times (<i>Digital and analog clocks</i>)	29
Number Lineup (<i>Ordering numbers to 50</i>)	7	Tick-Tock! (<i>Elapsed time</i>)	30
Let's Count (<i>Counting to 100</i>)	8	Counting Coins (<i>Counting pennies, nickels, and dimes</i>)	31
Two at a Time (<i>Counting by twos</i>)	9	Start With a Quarter (<i>Counting pennies, nickels, dimes, and quarters</i>)	32
Tasty Counting (<i>Counting by tens and fives</i>)	10	Trucking Along (<i>Comparing sets of coins</i>)	33
Caterpillar Counting (<i>Skip counting</i>)	11	At the Toy Store (<i>Problem solving</i>)	34
Let's Compare (<i>Comparing numbers to 100</i>)	12	Sides and Corners (<i>Identifying sides and corners of shapes</i>)	35
Greater Than, Less Than (<i>Comparing numbers</i>)	13	Color the Shapes (<i>Identifying shapes</i>)	36
Fishing for Sums (<i>Adding to 10</i>)	14	Shape Match (<i>Solids and plane figures</i>)	37
High-Flying Math (<i>Subtracting from 10</i>)	15	Shape Patterns (<i>Identifying patterns</i>)	38
Number Houses (<i>Fact families to 10</i>)	16	A Fruity Graph (<i>Reading a picture graph</i>)	39
Missing Numbers (<i>Missing addends</i>)	17	T-Shirt Count (<i>Reading a bar graph</i>)	40
Zooming With Addition (<i>Adding to 20</i>)	18	Under the Sea (<i>Making a graph</i>)	41
Dive Into Subtraction (<i>Subtracting from 20</i>)	19	Assessment Pages	42–45
Going Home (<i>Addition and subtraction facts to 20</i>)	20	Answer Key	46–48
Add It Up (<i>Adding three numbers—sums to 20</i>)	21		
Bubbly Sums (<i>Adding two-digit and one-digit numbers</i>)	22		
Oh, Nuts! (<i>Adding multiples of ten</i>)	23		

The purchase of this book entitles the individual purchaser to reproduce copies by duplicating master or by any photocopy process for single classroom use. The reproduction of any part of this book for commercial resale or for use by an entire school or school system is strictly prohibited. Storage of any part of this book in any type of electronic retrieval system is prohibited unless purchaser receives written authorization from the publisher.

MP3491 Math, Grade 1
Author: Vicky Shiotsu
Editor: Fran Lesser
Interior Illustrations: Kathryn Mitter
Cover: Sasha Govorova
Production: Linda Price
Project Director: Linda C. Wood

ISBN: 0-7877-0588-8
 Copyright © 2004
Milliken Publishing Company
 11643 Lilburn Park Drive
 St. Louis, MO 63146
 www.millikenpub.com
 Printed in the USA. All rights reserved.

Name _____

Counting to 10,
Number words

Garden Critters



Count the critters. Write how many there are.
Then circle the matching number word.

<p>5</p> <p>nine five</p>	<p>three two</p>	<p>five nine</p>
<p>ten two</p>	<p>six ten</p>	<p>one nine</p>
<p>three ten</p>	<p>six seven</p>	<p>eight two</p>

Name _____


Ordering numbers
to 10




All in a Line




A. Write the missing numbers.




B. Write the missing numbers.




C. Write the number that comes **after**.



D. Write the number that comes **before**.




E. Write the number that comes **between**.



Leafy Math


A. Color 10 leaves brown.
Color the rest red.



How many?

___ ten and ___ ones = ___


B. Color 10 leaves orange.
Color the rest yellow.



How many?

___ ten and ___ ones = ___


C. Color 10 leaves green.
Color the rest brown.



How many?

___ ten and ___ ones = ___

D. Color 10 leaves yellow.
Color the rest red.



How many?

___ ten and ___ ones = ___