

MONEY

GRADES 1, 2, AND 3

This workbook provides a variety of fun activities designed to help children understand how to work with money. Emphasis is placed on identifying coins and their values, comparing and adding values of coins and dollars, finding costs, figuring correct amounts of money, and making change. The pages are presented in order of difficulty, but may be used in any order which best meets a child's needs.

Parents who wish their children to have practice in learning to work with money will find the book as helpful as classroom teachers will find it. The exercises are presented so that a child can work with a minimum of supervision. Additional suggestions for using this book are also included.

Answers are included in a four-page leaflet at the end of the book. This leaflet can be easily removed.

Contents

Pennies.....1-3	Multiplying Coin Values29
Adding and Subtracting Prices with Pennies4,5	How Much Money Do You Need?30
Find the Hidden Picture6	Using Coins31
Nickels and Pennies7,8	Half Dollars32
Matching Coins with Prices9,10	Addition: Half Dollars, Quarters, Dimes, Nickels, and Pennies33
Saving Money.....11	Dollars34
Adding and Subtracting Prices12,13	Addition: Dollars, Half Dollars, Quarters, Dimes, Nickels, and Pennies35
Saving Nickels14	Equivalencies up to a Dollar36
Dimes, Nickels, and Pennies.....15-18	Money Riddles37
Subtraction: Dimes, Nickels, and Pennies19	Addition: Dollars, Half Dollars, Quarters, Dimes, Nickels, and Pennies38
Adding and Subtracting Coin Values.....20-22	Problem Solving: Addition and Subtraction39,40
Making Change23	Adding Coin Values41
Quarters24	Money Games.....42-44
Matching Coin Values25	
Making Change26	
Problem Solving: Addition27	
Which Costs More?28	



The purchase of this book entitles the individual purchaser to reproduce copies by duplicating master or by any photocopy process for single classroom use. The reproduction of any part of this book for commercial resale or for use by an entire school or school system is strictly prohibited. Storage of any part of this book in any type of electronic retrieval system is prohibited unless purchaser receives written authorization from the publisher.

Written by Sally Fisk
Production/Design by Gayle Van Dyke
Cover Design by Gray Communications
Cover Art by Janet Skiles
ISBN 0-7877-0069-X







Copyright ©1995
Milliken Publishing Company
 11643 Lilburn Park Dr.
 St. Louis, MO 63146 / www.millikenpub.com
 All rights reserved.



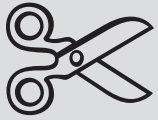
Welcome boys and girls to a book that is all about money. Here you will learn all about coins and dollar bills, their value, and how our money system works!

This **COIN** is a **PENNY**.
Its **VALUE** is 1 **CENT**.
We write **1¢**.








 3 cents _____ ¢	 _____ cents _____ ¢
 _____ cents _____ ¢	 _____ cents _____ ¢
 _____ cents _____ ¢	 _____ cent _____ ¢





Cut out the strip on the left. Cut on the dotted lines. Paste the picture beside the correct price.





Count the **PENNIES** in each set.
Add to find the **VALUE** of both sets.

$$\begin{array}{r} 4 \text{ ¢} \\ + 2 \text{ ¢} \\ \hline 6 \text{ ¢} \end{array}$$



$$\begin{array}{r} \text{ ¢} \\ + \text{ ¢} \\ \hline \text{ ¢} \end{array}$$



$$\begin{array}{r} \text{ ¢} \\ + \text{ ¢} \\ \hline \text{ ¢} \end{array}$$



$$\begin{array}{r} \text{ ¢} \\ + \text{ ¢} \\ \hline \text{ ¢} \end{array}$$



$$\begin{array}{r} \text{ ¢} \\ + \text{ ¢} \\ \hline \text{ ¢} \end{array}$$



$$\begin{array}{r} \text{ ¢} \\ + \text{ ¢} \\ \hline \text{ ¢} \end{array}$$

