

# Comprehension

is key to a child's success in school, for reading is more than just recognizing and pronouncing printed words—it involves comprehending the meaning of those words as well. Children can truly read only when they understand the meaning of the words they can pronounce. This workbook provides activities designed to strengthen important comprehension skills including following directions, categorizing, sequencing, finding the main idea, using context, and locating information.

The pages are presented in a suggested order, but may be used in any order that best meets a child's needs. Exercises are designed so a child can work with a minimum of supervision in a classroom or at home.

## Table of Contents

|  |    |   |    |
|--|----|---|----|
| Color the Crayons. ( <i>following directions</i> ) .....     | 1  | What Is the Title? ( <i>main idea</i> ).....                | 25 |
| Make a Word. ( <i>following directions</i> ) .....           | 2  | Find the Title. ( <i>main idea</i> ).....                   | 26 |
| Color the Starfish. ( <i>following directions</i> ) .....    | 3  | What Do You See? ( <i>main idea</i> ) .....                 | 27 |
| Number Jumble. ( <i>following directions</i> ) .....         | 4  | Make a Match. ( <i>main idea</i> ).....                     | 28 |
| Read and Draw. ( <i>following directions</i> ) .....         | 5  | Name the Story. ( <i>main idea</i> ).....                   | 29 |
| Which is Which? ( <i>following directions</i> ) .....        | 6  | Sentence Sense. ( <i>main idea</i> ) .....                  | 30 |
| Follow the Directions. ( <i>following directions</i> ) ..... | 7  | Read a Story. ( <i>main idea</i> ).....                     | 31 |
| Animal Match. ( <i>following directions</i> ) .....          | 8  | Understanding the Picture. ( <i>using context</i> ) .....   | 32 |
| Follow the Directions. ( <i>following directions</i> ) ..... | 9  | What Is Going On? ( <i>using context</i> ) .....            | 33 |
| Which Group? ( <i>categorizing</i> ) .....                   | 10 | Sentence Sense. ( <i>using context</i> ) .....              | 34 |
| Matching Objects. ( <i>categorizing</i> ).....               | 11 | Find the Ending. ( <i>using context</i> ) .....             | 35 |
| Find the Rhyme. ( <i>categorizing</i> ).....                 | 12 | How Many? ( <i>using context</i> ).....                     | 36 |
| Which One Does Not Belong? ( <i>categorizing</i> ) .....     | 13 | Complete the Sentences. ( <i>using context</i> ) .....      | 37 |
| Classify the Pictures. ( <i>categorizing</i> ) .....         | 14 | The Picture Tells the Story. ( <i>using context</i> ).....  | 38 |
| Put Words into Groups. ( <i>categorizing</i> ) .....         | 15 | Fill in the Blanks. ( <i>using context</i> ) .....          | 39 |
| Sort the Words. ( <i>categorizing</i> ) .....                | 16 | What Am I? ( <i>using context</i> ) .....                   | 40 |
| You Can Draw. ( <i>sequencing</i> ) .....                    | 17 | Find the Answers. ( <i>locating information</i> ).....      | 41 |
| ABC Order. ( <i>sequencing</i> ) .....                       | 18 | Complete the Story. ( <i>locating information</i> ) .....   | 42 |
| Find the Order. ( <i>sequencing</i> ) .....                  | 19 | Seeing Details. ( <i>locating information</i> ) .....       | 43 |
| Write a Sentence. ( <i>sequencing</i> ) .....                | 20 | Read and Understand. ( <i>locating information</i> ) .....  | 44 |
| Tell the Story. ( <i>sequencing</i> ).....                   | 21 | Questions and Answers. ( <i>locating information</i> )..... | 45 |
| Which Is First? ( <i>sequencing</i> ) .....                  | 22 | Find the Names. ( <i>locating information</i> ) .....       | 46 |
| Put Them in Order. ( <i>sequencing</i> ) .....               | 23 | Understanding Stories. ( <i>locating information</i> )..... | 47 |
| Tell a Story. ( <i>sequencing</i> ) .....                    | 24 | Circle the Answer. ( <i>locating information</i> ).....     | 48 |

The purchase of this book entitles the individual purchaser to reproduce copies by duplicating master or any photocopy process for single classroom use. The reproduction of any part of this book for commercial resale, or for use by an entire school or school system is strictly prohibited. Storage of any part of this book in any type of electronic retrieval system is prohibited unless purchaser receives written authorization from the publisher. This book is intended to be used as a consumable workbook and not as a series of reproducible masters. Although permission is granted to the purchaser to make copies, this book has not been printed on paper which provides an optimal copy environment.

**MP4081 Comprehension, Grades 1–2**

**Written by** Pamela A. Klawitter

**Illustrated by** Carol Tiernon & Tom Heggie

**Page Layout & Editing by** Kelly Morris

**Cover Illustration & Design by** Imaginings & Steve Ruttner

**ISBN** 0-7877-0350-8

Copyright ©1998

**Milliken Publishing Company**

11643 Lilburn Park Dr.

St. Louis, MO 63146



www.millikenpub.com

Printed in the USA. All rights reserved.

# Color the Crayons.

★ Color each crayon the correct color.

★ Circle the word that tells which way each crayon points.



down

up



down

# Make a Word.


- ★ Put each group of letters in ABC order to make a word.
- ★ Write the word on the line.
- ★ Draw a line from the word to the picture that matches.

e b l t

\_\_\_\_\_

-----

\_\_\_\_\_



p o m

\_\_\_\_\_

-----

\_\_\_\_\_




o w c

\_\_\_\_\_

-----

\_\_\_\_\_




a t n

\_\_\_\_\_

-----

\_\_\_\_\_

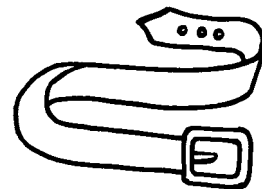


o x f

\_\_\_\_\_


-----

\_\_\_\_\_



# Color the Starfish.

★ Read and follow the directions below.



Color **one** red.  
Color **four** green.  
Color **five** purple.  
Color **one** orange.  
Color **two** yellow.  
Color **three** blue.