

Grammar

provides a multitude of activities designed to instill basic grammar skills vital to good communication. Learning to identify parts of speech such as nouns, verbs, and adjectives, as well as their relationships to one another, is the foundation for building excellent grammar. These skills are essential to help children develop confidence and skill in writing and speaking the English language.

Each new skill is introduced with a definition (or rule) and an example. Have students refer to these rules often. Activities review the basics of capitalization and provide additional practice in identifying and writing sentences.

The pages are presented in a suggested order, but may be used in any order that best meets a child's needs. Exercises are designed so a child can work with a minimum of supervision in a classroom or at home. Answers are included in a four-page leaflet in the middle of the book. This leaflet can be easily removed.

Table of Contents

Nouns1–3	Adjectives23
Person, Place, or Thing (<i>nouns</i>)4	Finding Adjectives24
Singular and Plural (<i>nouns</i>).....5	Describing Things (<i>adjectives</i>)25
Singular and Plural Nouns.....6	Using Color Words to Describe (<i>adjectives</i>).....26
Making Plurals (<i>nouns</i>)7	Capitalization27–29
Forming Plurals with <i>es</i> (<i>nouns</i>)8	Capitalization Review30
Using <i>A</i> and <i>An</i> (<i>articles</i>)9	Recognizing Sentences31
Using <i>This</i> , <i>That</i> , <i>These</i> , and <i>Those</i> (<i>determiners</i>)10	Sentence Sense32
Verbs11	Make a Sentence.....33
Using Verbs12	Word Order Affects Meaning (<i>sentences</i>)34
Finding the Verb13	Finding the Subject (<i>sentences</i>).....35
Telling about Yesterday (<i>verbs</i>)14	Finding the Predicate (<i>sentences</i>)36
Using Irregular Verbs15	Recognizing Subjects and Predicates (<i>sentences</i>)37
Using Irregular Verbs or Adding <i>ed</i>16	Statements.....38
Telling about One or More (<i>verbs</i>).....17	Extra Practice (<i>statements</i>).....39
Using <i>Is</i> , <i>Are</i> , and <i>Am</i> (<i>verbs</i>)18	Questions.....40
Using <i>Was</i> and <i>Were</i> (<i>verbs</i>)19	Yes/No Questions41
Using <i>Has</i> , <i>Have</i> , and <i>Had</i> (<i>verbs</i>)20	<i>Wh</i> Questions42
Using <i>Does</i> , <i>Do</i> , and <i>Did</i> (<i>verbs</i>)21	Changing Statements to Questions.....43
Noun/Verb Review22	Extra Practice (<i>statements and questions</i>).....44

The purchase of this book entitles the individual purchaser to reproduce copies by duplicating master or any photocopy process for single classroom use. The reproduction of any part of this book for commercial resale, or for use by an entire school or school system is strictly prohibited. Storage of any part of this book in any type of electronic retrieval system is prohibited unless purchaser receives written authorization from the publisher. This book is intended to be used as a consumable workbook and not as a series of reproducible masters. Although permission is granted to the purchaser to make copies, this book has not been printed on paper which provides an optimal copy environment.

MP4082 Grammar, Grades 1–2

Written by Pamela A. Klawitter

Illustrated by Carol Tiernon & Tom Heggie

Page Layout & Editing by Kelly Morris

Cover Illustration & Design by Imaginings & Steve Ruttner

ISBN 0-7877-0351-6

Copyright ©1998

Milliken Publishing Company

1100 Research Blvd.

St. Louis, MO 63132

Printed in the USA.

All rights reserved.

Nouns

A **noun** is a naming word. It names a person, place, or thing.

Example: **person** — man, baby

place — school, zoo

thing — cat, book

Circle each word that names a **person**. Use a green crayon.

woman

dog

car

teacher







bird

girl

boy

police officer

Color only the pictures below that show a **person**.



Nouns

A **noun** is a naming word.
It names a person, place, or thing.

Put a red **X** on each word that names a **place**.

museum

bus

house

woman


doctor

park

farm

library

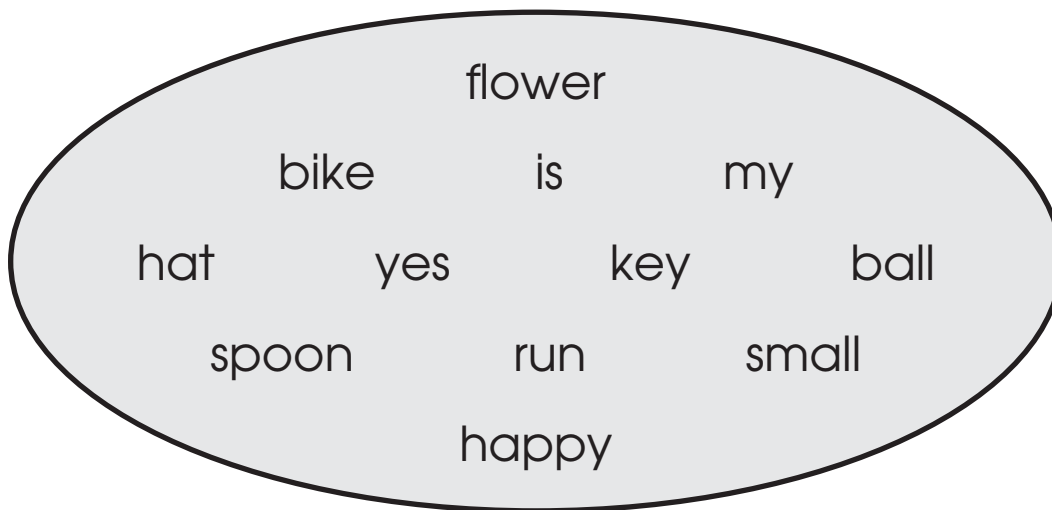
Color only the pictures below that show a **place**.







Nouns

A **noun** is a naming word.
Remember: It names a person,
place, or thing.

Draw a line under each word that names a **thing**.



Draw a line from each **noun** that names a **thing** to its picture.



fork

tree

shoe

child

bus

