

How to Use This Book . . .

The activities in this book provide an excellent source of cross-curricular practice for elementary students. The pages can be used as drill reinforcement or as independent instructional material and are designed to help motivate students to learn through a variety of exercises. The activities in this book are grouped by skill; these skills may overlap more than one grade level and should be used in ways that best meet each student's needs. The reproducibles are created so that a student can work with a minimum of supervision in a classroom or at home. Answer keys have been provided in the back of the book.



EXTRA! EXTRA! When you see this symbol, be sure to check out the "extra" extension activity provided.

Table of Contents

Language Arts	3
Math	36
Science	65
Social Studies	95

Review of Initial Consonant Sounds

Trace the letters. Draw a picture that begins with the letter in each box.



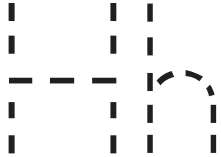





Mm	Bb
Ss	Tt
Dd	Pp



Can you count the number of letters in the boxes above? Be sure to count capital letters **and** lower-case letters.

Review of Initial Consonant Sounds

Trace the letters. Draw a picture that begins with the letter in each box.


	
	
	
	

Review of Initial Consonant Sounds

Color each picture. Write the capital and lower-case letter with which each begins.


























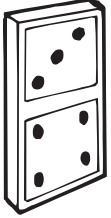






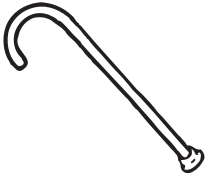







Look around your classroom. Pick 5 of the objects you see. On a separate sheet of paper, draw a picture of each item. Then, write the capital and lower-case letter with which each object begins.

Review Beginning Consonant Sounds

Color the pictures. Circle the beginning sound for each word.

 <p>d b g</p>	 <p>p b a</p>	 <p>j v f</p>	 <p>h r d</p>	 <p>t d m</p>
 <p>r m n</p>	 <p>w h m</p>	 <p>r t h</p>	 <p>k t s</p>	 <p>c g j</p>
 <p>g d n</p>	 <p>c r n</p>	 <p>n m r</p>	 <p>w y v</p>	 <p>f v w</p>



Choose any row of pictures from above. Write each picture as a word. Use a dictionary to check your spelling. Read the definition of each word out loud.