

How to Use This Book . . .


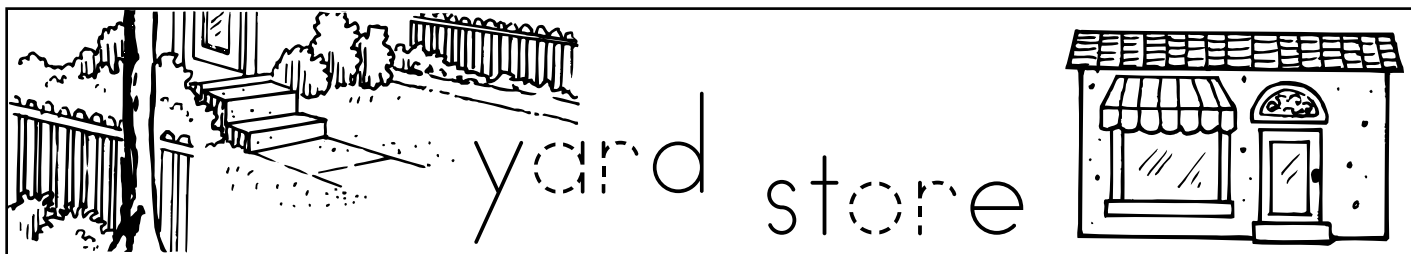
The activities in this book provide an excellent source of cross-curricular practice for elementary students. The pages can be used as drill reinforcement or as independent instructional material and are designed to help motivate students to learn through a variety of exercises. The activities in this book are grouped by skill; these skills may overlap more than one grade level and should be used in ways that best meet each student's needs. The reproducibles are created so that a student can work with a minimum of supervision in a classroom or at home. Answer keys have been provided in the back of the book.

Table of Contents


Language Arts	3
Math	33
Science	64
Social Studies.	98

AR and OR Sounds


Write **ar** or **or** to complete each word.



f t c m t ch



th n y n f ty st




f est b n j c n

Sounds of ER, IR, UR

Circle the words in the story with the **er** sound. Then write the words under the picture with the same spelling.

Annie, the girl with curls, was standing on the sidewalk waiting for her bus when there was a jerk on the hem of the skirt she was wearing. She felt fur rub against her leg. There was Perky, the family dog. He wanted to play, but the bus came and Annie got on it. The bus turned the corner and disappeared.

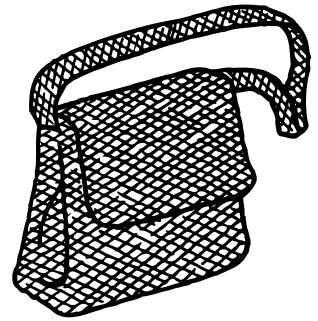
Annie was first to reach the classroom. She fed the gerbils, checked the dirt in the plants, and sat down to study the thirty verbs on the spelling test. She did not turn when the door opened, and the nurse came in to spray the room for germs. The spray burned Annie's eyes, so she went outside to stop the hurt.



fern



bird



purse

EA Followed by R Sounds

The words below are spelled with the letters **e-a-r**. Write the words under the dictionary spelling that shows the sound they make.

bear learn ear hear earth hearse
 yearn rear wear hearth shear tear
 heart swear early pear

a(ə)r

i(ə)r

er

är

_____	_____	_____	_____
_____	_____	_____	_____
_____	_____	_____	_____
_____	_____	_____	_____

Other words make these vowel sounds, too. Circle the words in each row that have the same vowel sounds. At the end of the row, write the correct vowel sound (**a(ə)r**, **i(ə)r**, **r**, **är**).




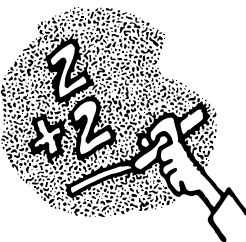


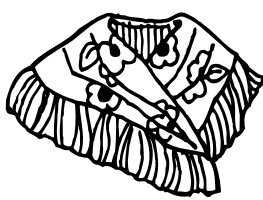

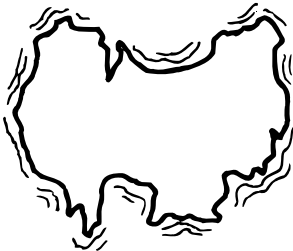



learn	shear	turn	tear	bird	_____
glare	fair	carry	gear	heart	_____
hearse	stare	hearth	are	charm	_____
mere	learn	fear	steer	share	_____
early	fern	hearth	forth	yearn	_____
aren't	snare	frontier	lair	where	_____
their	here	they're	heart	there	_____



Choose ten words from the lists above. On a separate piece of paper, write out your chosen words. Then, write down as many rhyming words for each choice as you can think of.

Sounds of AU, AL, AW

Write the correct word under each picture. Underline the letters that help make the vowel sound **au**.

 <p><u>automobile</u></p>  <p><u>paw</u></p>	 <p><u>malt</u></p>	 <p><u>chalk</u></p>	<p>laundry saw</p> <p>salt ball</p> <p>sausages Australia</p> <p>crawl shawl</p>
			
<p>_____</p>	<p>_____</p>	<p>_____</p>	<p>_____</p>
			
<p>_____</p>	<p>_____</p>	<p>_____</p>	<p>_____</p>