

## How to Use This Book . . .

The activities in this book provide an excellent source of instant, cross-curricular practice for elementary students. The pages can be used as drill reinforcement or as independent instructional material and are designed to help motivate students to learn through a variety of exercises. The activities in this book are grouped by skill; these skills may overlap more than one grade level and should be used in ways that best meet each student's needs. The reproducibles are created so that a student can work with a minimum of supervision in a classroom or at home. Additional practice and teacher information can be found in the charts at the beginning of each section. Answer keys have been provided in the back of the book.



EXTRA! EXTRA! When you see this symbol, be sure to check out the "extra" extension activity provided.


## Table of Contents

|                                 |           |
|---------------------------------|-----------|
| <b>Language Arts</b> . . . . .  | <b>3</b>  |
| <b>Social Studies</b> . . . . . | <b>33</b> |
| <b>Science</b> . . . . .        | <b>64</b> |
| <b>Math</b> . . . . .           | <b>95</b> |

# Write the Lowercase Letter




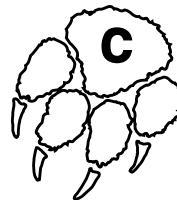











Write the matching lowercase letter in each balloon.

a b c d e f g h i j k l m n o p q r s t u v w x y z




# Help the Bear Get Home

Help the bear get home! Color the uppercase letters orange.  
Color the lowercase letters green.



# Days of the Week



Write the days of the week in order.  
Start each one with a **capital letter**.



wednesday    friday    saturday    monday  
sunday    tuesday    thursday



1. \_\_\_\_\_  
   \_\_\_\_\_

2. \_\_\_\_\_  
   \_\_\_\_\_

3. \_\_\_\_\_  
   \_\_\_\_\_

4. \_\_\_\_\_  
   \_\_\_\_\_

5. \_\_\_\_\_  
   \_\_\_\_\_

6. \_\_\_\_\_  
   \_\_\_\_\_

7. \_\_\_\_\_  
   \_\_\_\_\_

