


TABLE OF CONTENTS


Letter to Teacher or Parent	iv
Panda	1
Tiger	3
Hippopotamus	6
Lion	9
Toucan	12
Koala	15
Whale	18
Baboon	21
Elephant	24
Pelican	27
Iguana	30
Gorilla	32
Shark	35
Turtle	37
Zebra	40
Penguin	43
Wolf	45
Chimpanzee	48
Mountain Goat	51
Giraffe	53
Walrus	56
Camel	59
Owl	62
Octopus	65
Red-Eyed Tree Toad	68
Cobra	71
Suggestions for Using Patterns	74
Patterns for a Cut and Create Zoo	75




PANDA



1 Cut a #1 circle from white paper.




2 Cut two #2 circles from black construction paper and glue them as shown onto the white circle.



3 Cut two #3 circles from black paper, two #4 circles from white paper, and two #5 circles from black paper. Glue them into a concentric pattern as shown.



4 Cut one #6 circle from white paper and glue as shown.



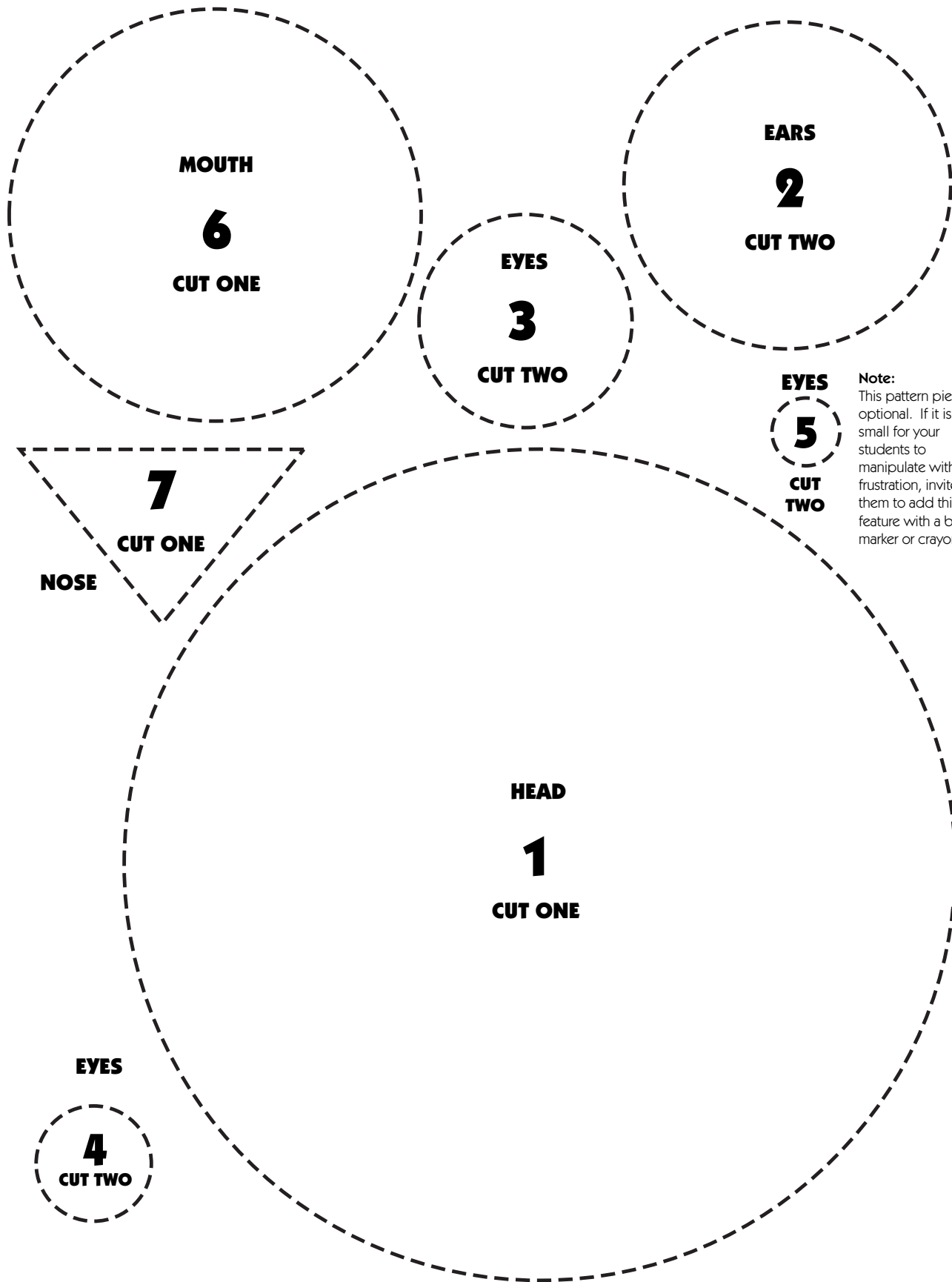
5 Cut one #7 triangle from black paper and glue it on the top, center of the panda's muzzle.



6 Use a black crayon or marker to add an upper lip and a smile to the panda.



PANDA PATTERNS




EYES
5
CUT TWO


Note:
This pattern piece is optional. If it is too small for your students to manipulate without frustration, invite them to add this feature with a black marker or crayon.




TIGER




1 Cut one #1 circle from orange paper and two #2 circles from white paper. Glue the white circles as shown.



2 Cut two #3 circles from black paper and two #4 circles from orange paper. Glue as shown.



3 Cut two #5 circles from orange paper and two #6 circles from black paper. Glue the black circles onto the orange circles.



4 Glue the ears to the underside of the tiger's face. Cut one #7 triangle from brown paper and glue it onto the face.



5 Cut out and glue the #8 triangle from black paper. Glue as shown. Create tiger stripes by either cutting and gluing the #9 patterns or using a black crayon or marker.



6 Use a black crayon or marker to add a smile and "freckles." You can also make whiskers from broom straw or pipe cleaners.

