

TABLE OF CONTENTS

PROJECTS


Suggestions for Using Some of the Projects	5
Sheep/Lamp	.9
Girl Figure	.12
Boy Figure	.16
Cow	.20
Little Pig 1	.24
Little Pig 2	.26
Little Pig 3	.28
Blackbird Jack	.31
Blackbird Jill	.33
Kitten	.37
Cat	.40
Cow	.43
Dog	.47
Bee	.50
Mitten	.52
Mouse	.53
Clock	.54
Dog	.57
Robin	.60
Ladybug	.63
Humpty Dumpty	.65
Blind Mouse	.68
Three Men in a Tub	.71
Fish	.75
Monkey	.77
Peter, Peter, Pumpkin Eater	.79

MOTHER GOOSE RHYMES

Baa, Baa, Black Sheep	.8
The Cat and the Fiddle	.35
A Cat Came Fiddling	.36
Ding, Dong Bell!	.36
Five Monkeys	.70
Hark, Hark	.56
Hickory, Dickory, Dock	.36
Humpty Dumpty	.62
I Caught a Fish	.70
I Love Little Pussy	.35
Ladybug	.62
The Little Bird	.59
Little Bo-Peep	.8
Little Boy Blue	.8
Little Robin Redbreast	.59
Mary Had a Little Lamb	.8
The North Wind Doth Blow	.59
Old Mother Hubbard	.56
Peter, Peter, Pumpkin Eater	.70
Pussy Cat, Pussy Cat	.36
Rub a Dub, Dub	.70
Sing a Song of Sixpence	.30
This Little Pig	.23
Three Blind Mice	.62
Three Little Kittens	.35
To Market, to Market	.23
Tom, Tom, the Piper's Son	.23
Two Blackbirds (Jack and Jill)	.30
Two Little Dogs	.56
Where, O Where?	.56




MOTHER GOOSE RHYMES



Little Bo-Peep

Little Bo-Peep has lost her sheep,
And can't tell where to find them;
Leave them alone, and they'll come
home,
Bringing their tails behind them.



Mary Had a Little Lamb

Mary had a little lamb
Its fleece was white as snow;
And everywhere that Mary went
The lamb was sure to go.
It followed her to school one day,
That was against the rule;
It made the children laugh and play,
To see a lamb at school.



Little Boy Blue

Little boy blue,
Come blow your horn;
The sheep's in the meadow;
The cow's in the corn.
Where's the little boy
That looks after the sheep?
He's under the haystack,
Fast asleep.
Will you wake him?
No, not I.
For if I do,
He's sure to cry.

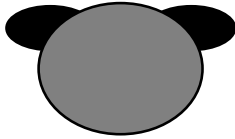


Baa, Baa, Black Sheep


Baa, baa, black sheep,
Have you any wool?
Yes, sir, yes, sir, three bags full:
One for the master, one for the dame
And one for the little boy that lives
down the lane.




SHEEP/LAMB




1 Cut one #1 head from dark gray paper. Cut two #2 ears from black paper and glue to the back of the head as shown.




2 Cut one #3 body from white paper. Glue the head and ears to the body.




3 Cut one #4 forelock from white paper. Glue to the top of the head.



4 Cut one #5 tail from white paper and glue as shown. Cut two #6 eyes from white paper and glue on the head as illustrated.



5 Cut four #7 legs from black paper and glue as shown.

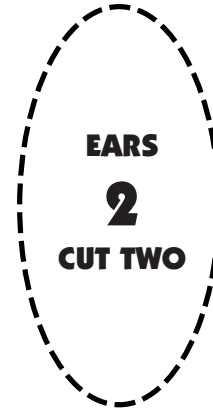
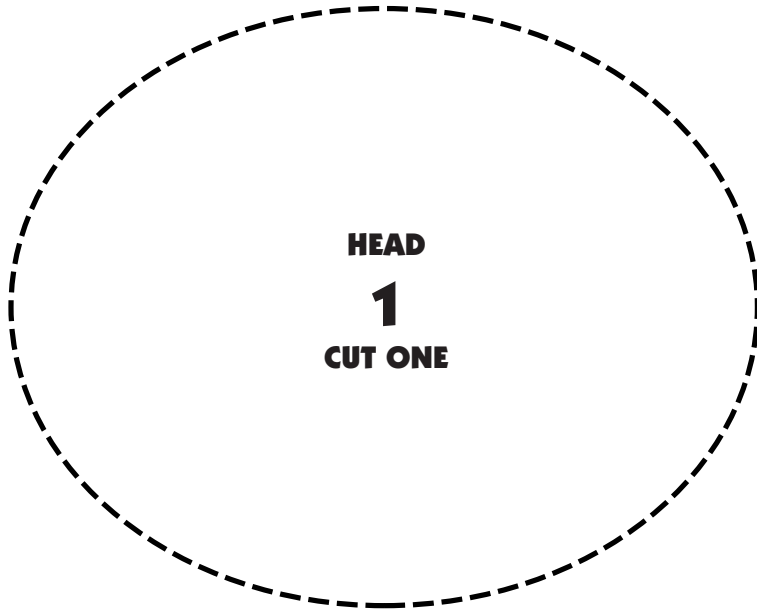


6 Cut four #8 hooves from black paper and glue to the bottoms of the legs as shown. Cut two #9 pupils from black paper and glue in place as shown. (Note: You could use a black crayon or marker to make the pupils.) Draw on a nose and mouth with black marker or crayon.


Note: Decorate the sheep's body and forelock with cotton balls or batting for fleece.



SHEEP/LAMB PATTERNS



LEGS
7
CUT FOUR



EYES
6
CUT TWO



HOOVES

8
CUT FOUR

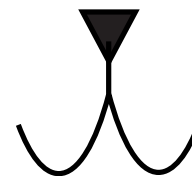


PUPILS

9
CUT TWO



NOSE AND MOUTH PATTERN



Note:
This is how the nose and mouth are rendered. Use this to trace or copy.

