

# Bulletin Board-in-a-Book Presidents' Day

Written by Ann Richmond Fisher

Illustrated by Bron Smith

## Table of Contents

How to Use This Book .....	2	Math Activity .....	9
Border and Star Patterns .....	3	Game .....	10
Lettering.....	4	Party Ideas.....	12
Shape Book Page .....	5	Resources.....	13
Stationery.....	6	Clip Art .....	14
Language Activities .....	7	Award Certificate/Bookmark/Name Tag.....	16

## Introduction

Salute two great Presidents with this patriotic bulletin board! Everything you'll need for a bright display and an educational holiday is included in this book. Use the punch-outs on the covers and the patterns and reproducible inside to quickly create an appealing bulletin

board. Use the activity pages to teach your students about George Washington and Abraham Lincoln, and to practice valuable language and math skills. Also check out the ideas for books, snacks, games and more!

Cover art by Bron Smith

Cover design by Jennifer Morgan

Copyright © 2002, Teaching & Learning Company

ISBN No. 978-1-4291-1220-8

Printing No. 987654321

Teaching & Learning Company

Dayton, OH 45401-0802

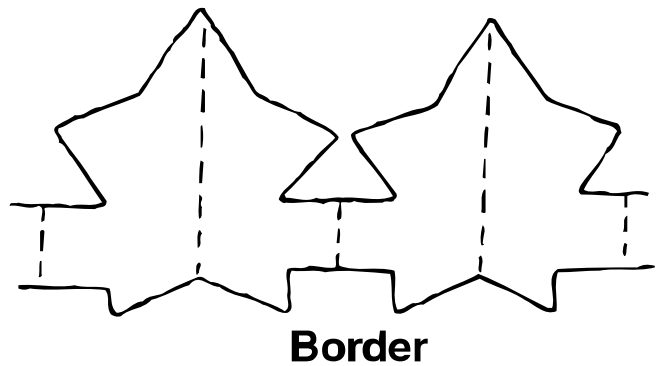
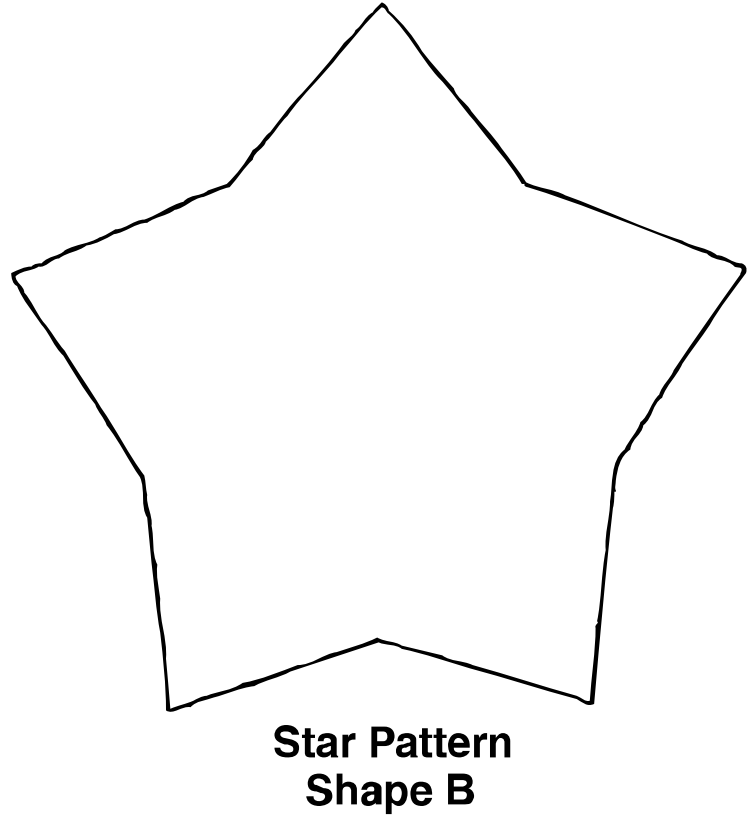
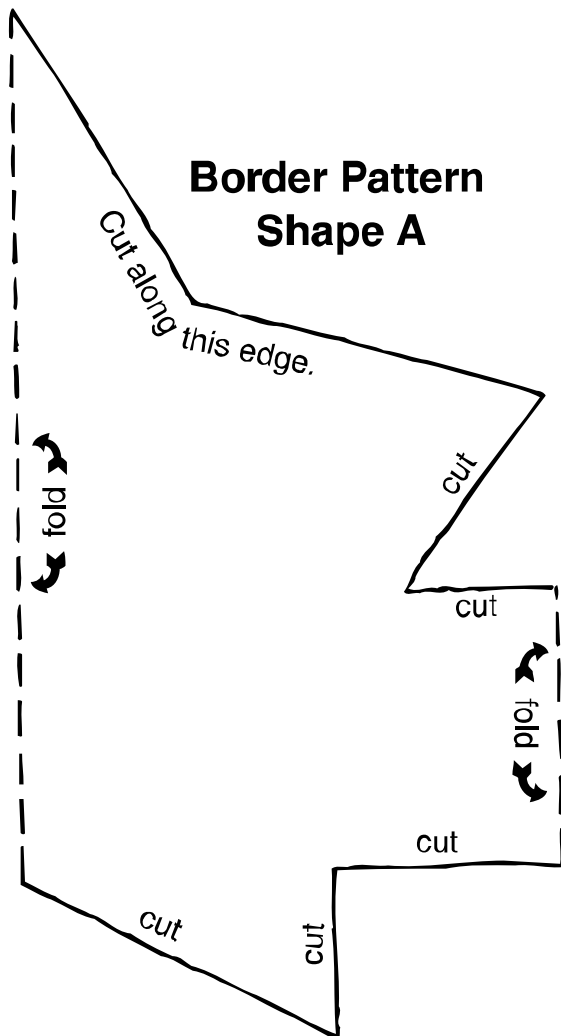
[www.LorenzEducationalPress.com](http://www.LorenzEducationalPress.com)

The purchase of this book entitles teachers to make copies for use in their individual classrooms, only. This book, or any part of it, may not be reproduced in any form for any other purposes without prior written permission from the Teaching & Learning Company. It is strictly prohibited to reproduce any part of this book for an entire school or school district, or for commercial resale.

All rights reserved. Printed in the United States of America.

Fold a long strip of red or blue paper, accordion style as shown below. Your strip will need to be 5½" wide. Make the folds 2¾" apart. Trace Shape A onto the folded strip and cut as directed. Repeat with more strips until

you have enough borders to outline your entire board. Use Shape B for individual student cut-out stars as explained on page 2.



# Same or Different?

Read along while your teacher reads this article about George Washington and Abraham Lincoln. Then complete the chart at the bottom of the page to show how the two Presidents are alike and how they are different.

George Washington was the first President of the United States. He is often called the “Father of his country.” He was the commander in chief of the American Army in the American Revolution, the war in which America became a brand-new nation.

George Washington was born on February 22, 1732, on his family’s large plantation in Virginia. As he grew up, he learned about farming from his father. He learned to give orders to farmers on his plantations and to find better ways to raise crops and animals. He learned how to make good decisions. These skills helped him to be a successful military leader. They also helped him to be a wise President and a man who was able to help a new nation take shape. Washington became the first President in 1789.

Abraham Lincoln was the sixteenth President of the United States. He led the country during the Civil War and began the process that ended slavery. He was known as “Honest Abe.”

Abraham Lincoln was born on February 12, 1809, in a log cabin in Kentucky. His father was a carpenter and a farmer. When he was seven, his family moved to Indiana. Later the Lincolns moved to Illinois. As Abe grew up, he loved to read and would rather have read books than worked in the fields. He held different jobs such as running a store, working as a postmaster and surveying land. Later Abe was elected to the Illinois legislature and eventually to the U.S. House of Representatives. Finally, he was elected to be the President of the United States and began his term in 1861.

Make an X in a column to show “yes.”

	Washington	Lincoln
1. Was born in Virginia	_____	_____
2. Helped to end slavery	_____	_____
3. Became a U.S. President	_____	_____
4. Was a leader during a war	_____	_____
5. Had a father who was a farmer	_____	_____
6. Was born in Kentucky	_____	_____
7. Worked in a post office	_____	_____
8. Served in the House of Representatives	_____	_____
9. Was the “Father of his country”	_____	_____

Name \_\_\_\_\_

# Presidential Pictures

Look at the pictures and words. Write the words in alphabetical order.

1. \_\_\_\_\_

2. \_\_\_\_\_

3. \_\_\_\_\_

4. \_\_\_\_\_

5. \_\_\_\_\_

6. \_\_\_\_\_

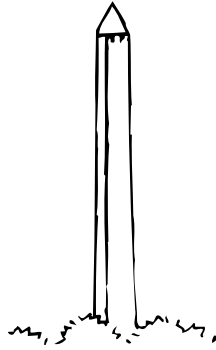
7. \_\_\_\_\_

8. \_\_\_\_\_


9. \_\_\_\_\_




hat



monument



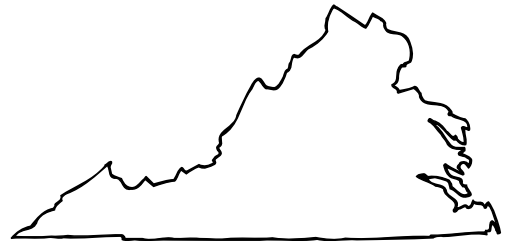
tree



books



soldier



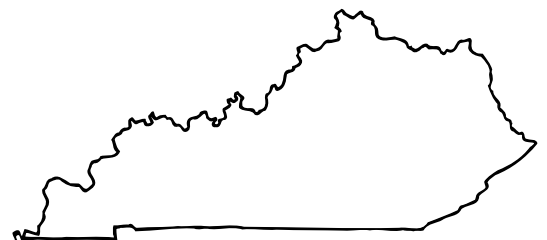
Virginia



log cabin



farm



Kentucky