

Bulletin Board-in-a-Book

St. Patrick's Day

Written by Ann Richmond Fisher

Illustrated by Becky J. Radtke

Table of Contents

How to Use This Book	2	Dot-to-Dot.....	10
Borders.....	3	Maze	11
Lettering.....	4	Game	12
Greeting Card	5	Party Ideas.....	13
Stationery.....	6	Resources/Clip Art	14
Language Activity	7	Clip Art	15
Matching Activity.....	8	Award Certificate/Bookmark/Name Tag/Badge	16
Math Activity	9		

Introduction

May the “luck o’ the Irish” be with you and your students as you celebrate St. Patrick’s Day! Use the front and back covers to create a colorful bulletin board that will help your students get ready for a special day. One suggested arrangement is shown on the front cover. Use

the pages that follow to introduce your students to interesting facts about this holiday and the country of Ireland as they complete activities in language arts, math and more.

Cover art by Becky J. Radtke

Cover design by Jennifer Morgan

Copyright © 2002, Teaching & Learning Company

ISBN No. 978-1-4291-1221-5

Printing No. 987654321


Teaching & Learning Company

Dayton, OH 45401-0802

www.LorenzEducationalPress.com

The purchase of this book entitles teachers to make copies for use in their individual classrooms, only. This book, or any part of it, may not be reproduced in any form for any other purposes without prior written permission from the Teaching & Learning Company. It is strictly prohibited to reproduce any part of this book for an entire school or school district, or for commercial resale.

All rights reserved. Printed in the United States of America.



Shamrock Greeting Card



Instructions

1. Show students how to fold paper into a card.
2. Instruct them to outline the shamrock on the front with a green pencil or crayon.
3. Tell students to write their own name and the name

- of the person to whom they are giving the card on the inside left page.
4. Encourage students to add their own messages and drawings to the back of the card.

front

back

	
<p>To: _____</p> <p>From: _____</p>	<p>I sure am LUCKY to know you!</p> 

inside left

inside right

Name _____

Three Wishes

It has been said that if you can catch a leprechaun, you will be given hidden treasure and will be granted many of your fondest wishes. Suppose this is your lucky day, and you've just trapped a leprechaun.

1. Write a sentence to tell where you found your leprechaun and how you trapped him.

2. Write a sentence to describe how your leprechaun looks.

3. Suppose this little guy says to you, "You may have any three wishes you like, but make it snappy! You must be done with your wishes in the next 10 minutes." What three things would you wish for? Write each one in a complete sentence.

4. Now suppose that the leprechaun says you cannot wish for money, and you cannot wish for anything that costs money. What three things will you wish for now? Write each one in a complete sentence.

5. On the back of this page, draw a picture of your first three wishes.

