

# Table of Contents

Section 1: The Greatest Kid .....	9
Section 2: The Relatives .....	17
Section 3: My House .....	25
Section 4: Relatives Far Away .....	33
Section 5: Birthday Celebrations .....	41
Section 6: Holidays .....	49
Section 7: Hanging out at Home .....	57
Section 8: My Favorite Time with Someone Special .....	65
Section 9: Where We Like to Go .....	73
Section 10: Chow Time .....	81
Section 11: After-School Fun .....	89
Section 12: My Neighborhood .....	97
Section 13: Treats .....	105

Section 1:




# The Greatest Kid



Who do you know the best?

Try writing about the greatest kid . . . you!  
Don't worry, your coach will help you along.



## Recommended reading for this project:


*Leo the Lightning Bug* by Eric Drachman and James Muscarello (Kidwick Books, 2001)

*Stand Tall, Molly Lou Melon* by Patty Lovell and David Catrow (G.P. Putnam's Sons, 2001)

*Olivia* by Ian Falconer (Atheneum/Anne Schwartz Books, 2000)

*Amazing Grace* by Mary Hoffman and Caroline Binch (Dial Books, 1991)

Name \_\_\_\_\_



# Art to Start



Before you start writing, you have pictures in your head that come first. Let's start with those pictures! Get busy with your markers, colored pencils and crayons. Think about your writing while you are drawing.

Draw your face.

Draw your hands.

Draw your hair.

Draw your whole body.


Name \_\_\_\_\_

# Word Parade

It's important to have words, and lots of them, parading in front of you before you start to write. Then you can pick them out when you need them. Let's start the parade by listing some words that are already in your head. Don't worry about spelling. You can fix that later.

## Words that tell how you look

--	--	--	--



## Words that tell what you wear

--	--	--	--