

Table of Contents

Literature Connections

"I Am Special!" poem	4
"There's No One Else Just Like Me!" song	5
Recommended Reading	6

Art Projects

ME Mobile	8
Personal Time Capsule	9
Family Photo House	10
I Am Special! Collage	11

Reproducible Pages

My Portrait	12
All About ME	13
My Family	14
My Home	15
My School	16
A Few of My Favorite Things	17
I Like to	18
10 Things I Don't Really Like	19
My Special Feelings	20
My Thoughts About Today	21
When I Grow Up	22
My Special Plate	23
How Do I Feel?	24
My Favorite Things word search	25
My Book About ME take-home book	26
This is ME! poster	30
Certificates of Recognition	31

I Am Special!

I am a special person!
That's not hard to see:
I'm not like anybody else,
And no one's just like me!

I comb my hair a certain way
I dress myself just so.
My shoes go on this way and that,
And then I'm ready to go!


No one has my family,
That is except for me!
There may be two or ten of us
Or maybe just us three.

My friends are extra-special too
Because they're friends of *mine*.
Together we have so much fun,
And we're each one of a kind!

My face—it belongs just to me;
The rest of me does too.
I'm very proud of who I am
And the special things I do!

I am a special person!
That's not hard to see:
I'm not like anybody else,
And no one's just like me!

by Kathryn Marlin



There's No One Else Just Like ME!

To the tune of "Are You Sleeping?"

Am I special?
Am I special?
Yes, I am!
Yes, I am!

There's no one else just like me!
There's no one else just like me!
I'm so glad!
I'm so glad!

Raise your hands high!
Raise your hands high!
Who's the best?
Who's the best?
Do you see that I am?
Do you see that I am?
I'm so glad!
I'm so glad!

Jump up and down!
Jump up and down!
Clap your hands!
Clap your hands!
Tell the world you're special!
Tell the world you're special!
We're so glad!
We're so glad!

Yell "hurray" now!
Yell "hurray" now!
Shout it loud!
Shout it loud!
There's no one else just like me!
There's no one else just like me!
I'm so glad!
I'm so glad!



by Kathryn Marlin

ME Mobile

This mobile is a real treasure to keep and lots of fun to make!

Materials

- patterns on this page
- crayons or markers
- glue
- construction paper
- scissors
- photos or drawings of family, pets, etc.
- yarn
- tape



Directions

1. Enlarge the patterns on this page so that every child will have a set. Have children use crayons or markers to draw their faces and favorite clothing on the pattern. Bits of yarn may be glued on for hair.
2. Have children glue their personal pictures, photos or drawings onto construction paper and cut out, leaving a 1" frame around each picture.
3. Have children list their favorite things on the heart, glue it to construction paper and then cut out, also leaving a 1" frame.
4. Glue or tape lengths of yarn to the pictures and the heart, and then glue or tape to the backs of the arms and legs of the figure. Allow children to arrange the pictures any way they choose.
5. Finally, tape yarn to the back of the head for hanging and attach the "This Is Me!" sign beneath the feet. Hang the mobiles in a prominent place. The children will be so proud!

