

This book belongs to

---

# Table of Contents

Fall.....	3
Halloween.....	29
Winter.....	55
Christmas.....	87
Spring and Summer.....	110

Cover design by Jenny Morgan and Sara King.

Copyright © 2008, Teaching & Learning Company

ISBN: 978-1-4291-1333-5

Printing No. 987654321

**Teaching & Learning Company**  
**a Lorenz company**  
**P.O. Box 802**  
**Dayton, OH 45401-0802**  
**www.LorenzEducationalPress.com**



Several of the activities in this book involve preparing, tasting and sharing food items. We urge you to be aware of any food allergies or restrictions your students may have and to supervise these activities diligently. All food-related suggestions are identified with this allergy-alert symbol:

Please note: Small food items (candies, raisins, cereal, etc.) can also pose a choking hazard.



At the time of publication, every effort was made to insure the accuracy of the information included in this book. However, we cannot guarantee that the agencies and organizations mentioned will continue to operate or to maintain these current locations.

The purchase of this book entitles teachers to make copies for use in their individual classrooms only. This book, or any part of it, may not be reproduced in any form for any other purposes without prior written permission from the Teaching & Learning Company. It is strictly prohibited to reproduce any part of this book for an entire school or school district, or for commercial resale. The above permission is exclusive of the cover art, which may not be reproduced.

All rights reserved. Printed in the United States of America.

### Leaf Leap

On brightly-colored paper, reproduce the leaf pattern on page 4. Make 10 copies. Tape copies securely to the floor, in a staggered pattern, a small leap apart. With a bold marker, number the leaves from 1-10. Have children leap from leaf to leaf, in numerical order. They can also leap from 10-1 or to even or odd numbers.




### Acorn Match

Reproduce the acorn patterns provided on page 4. With a black marker, write matching facts on each half, such as "6" and "six" or "1 + 2 =" and "3" or rhyming words. Mix the halves and have children make matches. Then glue the acorns to colored paper.

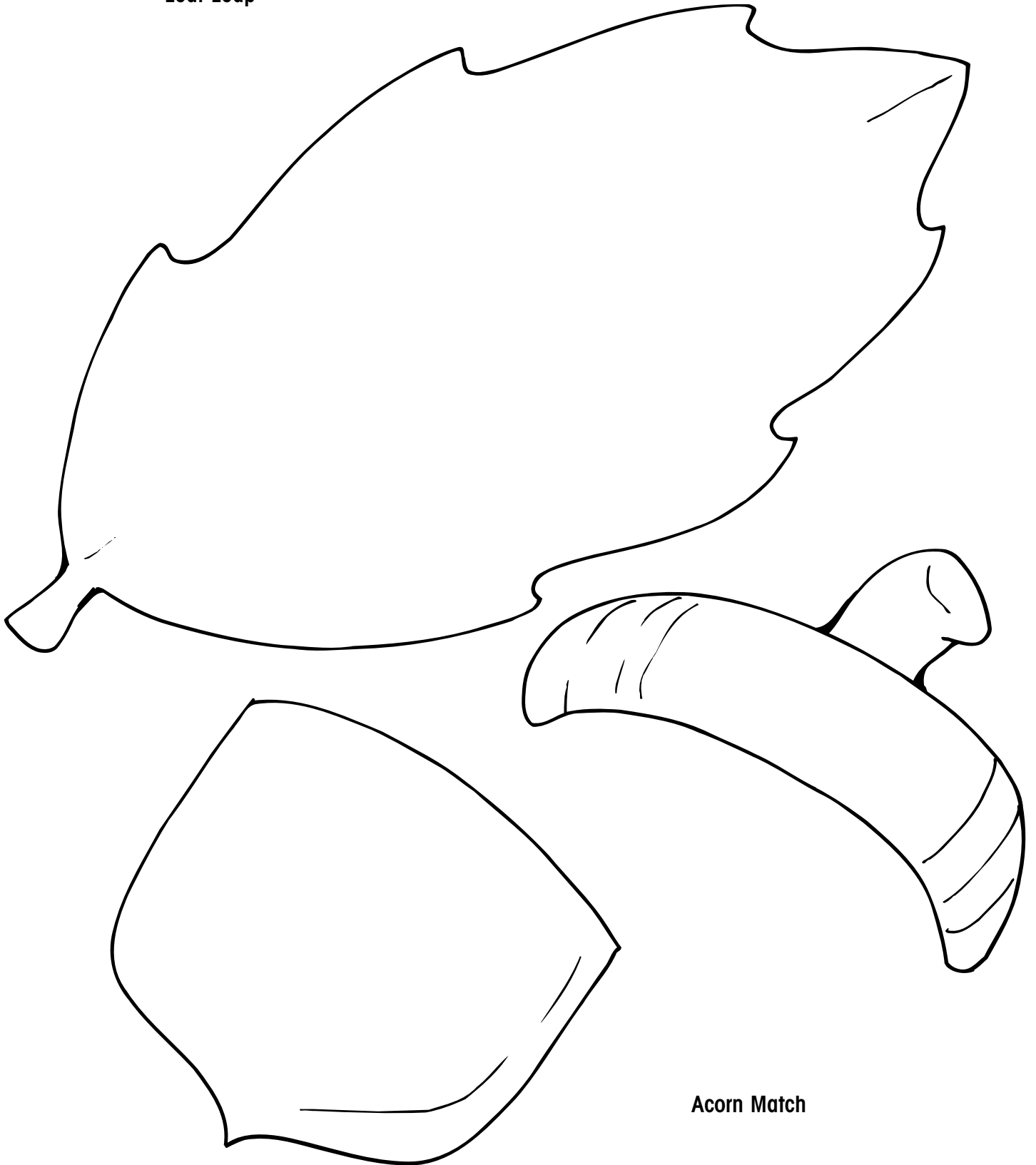
### Harvest Words

Reproduce several copies of each of the produce patterns on page 5 on brightly colored paper. Cut the patterns out. On each fruit or vegetable, have children write one word to describe it. Glue the "harvest" to a paper plate and use as inspiration for a class writing project.



# Activity Patterns

Leaf Leap



Acorn Match

# Activity Patterns



Harvest Words