

Table of Contents

Back-to-School (coloring)	4	Go Fly a Kite (coloring)	25
Falling Leaves (word/phrase)	5	Spring Breezes (fold paper)	26
Fall Draw-o-Rama (grid)	6	What You See in Spring! (word/phrase)	27
Read Carefully! (math)	7	Finger Flowers (coloring)	28
Sailing to a New Land (coloring)	8	Spring Draw-o-Rama (grid)	29
Fall Things (fold paper)	9	Happy Mother's Day! (coloring)	30
Things Are Flying on Halloween (coloring)	10	Honor Our Veterans (coloring)	31
Trick-or-Treat? (coloring)	11	Happy Father's Day! (coloring)	32
What Do We See on Halloween? (word/phrase) ..	12	Flag Day (coloring)	33
Thanksgiving Table (coloring)	13	Summer Vacation (word/phrase)	34
It's Winter (coloring)	14	Summer Draw-o-Rama (grid)	35
The Star of David (coloring)	15	The 4 th of July (word/phrase)	36
Santa's Sleigh (word/phrase)	16	Taking a Trip Far Away (coloring)	37
Doesn't This Look Yummy? (coloring)	17	What Does Summer Bring? (word/phrase)	38
Winter Draw-o-Rama (grid)	18	Fun in the Summertime (fold paper)	39
Save Our Trees (coloring)	19	Picnic by the Lake (coloring)	40
Shadow? (coloring)	20	The Great Outdoors (coloring)	41
The 16 th President (word/phrase)	21	On the Beach (coloring)	42
For My Sweetheart (coloring)	22	Sail Away (coloring)	43
The End of the Rainbow (coloring)	23	Answers	44
A Rainy Day (coloring)	24		

Copyright © 2008, Teaching & Learning Company

ISBN No. 10: 1-57310-550-3

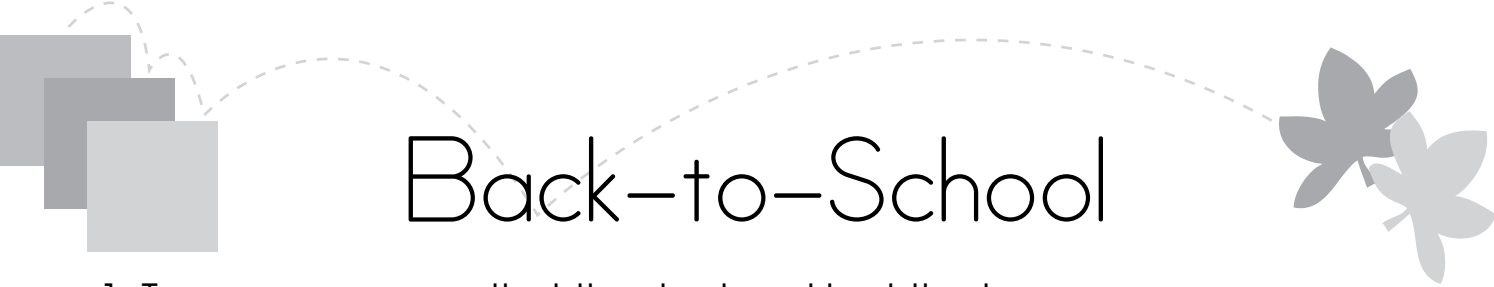
ISBN No. 13: 978-1-14291-1336-6

Printing No. 987654321

Teaching & Learning Company
a Lorenz company
P.O. Box 802 • Dayton, OH 45401-0802
www.LorenzEducationalPress.com

The purchase of this book entitles teachers to make copies for use in their individual classrooms only. This book, or any part of it, may not be reproduced in any form for any other purposes without prior written permission from the Teaching & Learning Company. It is strictly prohibited to reproduce any part of this book for an entire school or school district, or for commercial resale. The above permission is exclusive of the cover art, which may not be reproduced.


All rights reserved. Printed in the United States of America.



Back-to-School

1. Turn your paper so that the short end is at the top.
2. Draw a large rectangle on your paper. Make it taller than it is wide.
3. Draw a line across it one-third of the way down from the top. This is a picture of your locker at school. The line is the shelf in your locker.
4. Draw an apple on the shelf.
5. Make three hooks on the wall below the shelf.
6. Draw two books on the floor of the locker.
7. Place a ball on top of the books.
8. Draw a box of crayons on the shelf beside the apple.
9. Draw two more things you will keep in your locker.
10. Write your name above your locker.
11. Color your picture.

Welcome back to school!





Falling Leaves

Fall is a wonderful time of year. Do you know what happens to the leaves on the trees during fall? Do the steps below to see if you are right.

1. Write the word GREEN: _____
2. Place an L in front of the two Es: _____
3. Turn all Rs into Os _____
4. Change the first E into a D: _____
5. Write your word again in the blank space of the sentence below.

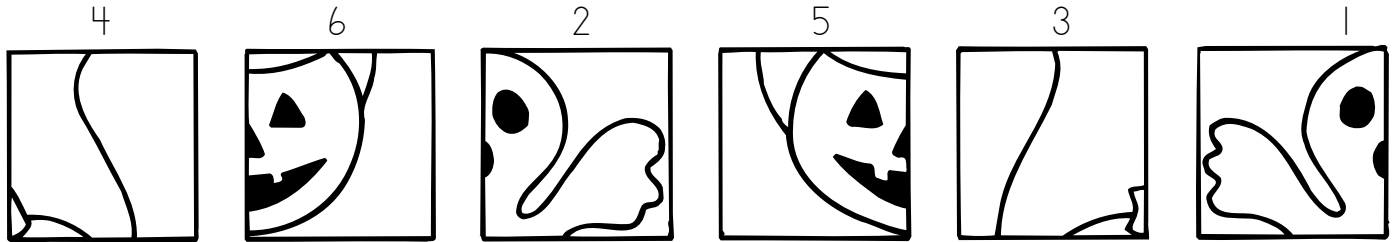
The leaves of the trees turn _____ in the fall.

6. Color a picture of the trees in fall on the back of this paper.
Sign your name.





Fall Draw-o-Rama



For each square below, find the square above with the same number. Now, draw what is shown in the square above in the square below with the same number. Color your picture when you are finished drawing.

