

Table of Contents

Back-to-School (coloring)	4	A Windy Day (coloring)	25
Fabulous Fall (word/phrase)	5	Box It Up! (fold paper)	26
Fall Draw-o-Rama (grid)	6	April Showers (word/phrase)	27
Do You Follow Directions? (math)	7	Spring Is in the Air (coloring)	28
Sailing to a New Land (coloring)	8	Spring Draw-o-Rama (grid)	29
Things of Fall (fold paper)	9	Happy Mother's Day! (coloring)	30
Things Are Flying on Halloween (coloring)	10	A Time to Honor (word/phrase)	31
Would You Dare Trick-or-Treat? (coloring)	11	Happy Father's Day! (coloring)	32
What Does a Witch Say? (word/phrase)	12	Proudly We Hail (coloring)	33
A Thanksgiving Feast (coloring)	13	School's Out! (word/phrase)	34
It's Wintertime (coloring)	14	Summer Draw-o-Rama (grid)	35
What Is a Menorah? (coloring)	15	Fourth of July (word/phrase)	36
What's Your Favorite Part? (word/phrase)	16	Taking a Trip Far Away (coloring)	37
I'd Love to Live Here! (coloring)	17	Summertime (word/phrase)	38
Winter Draw-o-Rama (grid)	18	Fun in the Summer (fold paper)	39
Save Our Earth (coloring)	19	Picnic Party (coloring)	40
Me and My Shadow (coloring)	20	The Great Outdoors (coloring)	41
"I Cannot Tell a Lie." (word/phrase)	21	At the Beach (coloring)	42
For My Sweetheart (coloring)	22	Sunshiny Day (coloring)	43
Lucky Charm (coloring)	23	Answer Key	44
Spring Weather (coloring)	24		

Copyright © 2008, Teaching & Learning Company

ISBN No. 10: 1-57310-551-1


ISBN No. 13: 978-1-4291-1337-3

Printing No. 987654321

Teaching & Learning Company
a Lorenz company
P.O. Box 802 • Dayton, OH 45401-0802
www.LorenzEducationalPress.com

The purchase of this book entitles teachers to make copies for use in their individual classrooms only. This book, or any part of it, may not be reproduced in any form for any other purposes without prior written permission from the Teaching & Learning Company. It is strictly prohibited to reproduce any part of this book for an entire school or school district, or for commercial resale. The above permission is exclusive of the cover art, which may not be reproduced.

All rights reserved. Printed in the United States of America.




Back-to-School



1. Read this entire page before you begin.
2. Turn your paper so that the short end is at the top.
3. Draw a rectangle on your paper that is six inches tall and three inches wide.
4. Draw a line across your rectangle two inches down from the top.
5. This is a picture of your wall locker at school.
6. If you are a girl, draw a book lying flat on the top shelf.
7. If you are a boy, draw a baseball and a bat in the bottom of your locker.
8. If you are a boy, draw a lunch sack sitting on the top shelf.
9. Only boys draw a baseball cap hanging on a hook on one side of your locker.
10. All girls draw a baton leaning against the side at the bottom.
11. Girls and boys draw a pair of scissors hanging on a hook on the back wall.
12. Boys draw a book standing on end on your shelf.
13. Only girls draw an apple sitting on your book.
14. Write *Math* on your book if you are a girl.
15. All boys write your name on your lunch sack.
16. Only the girls draw a tennis racket leaning against the side at the bottom.
17. Draw three ribbons hanging from a hook if you are a girl.
18. Draw a pair of tennis shoes hanging from a hook if you are a boy.
19. Boys and girls alike draw three more things you might keep in your locker.

Color your picture—welcome back to school!



Fabulous Fall





Fall is a wonderful time of year. Do you know what happens to the green trees during fall? Follow the instructions below to see if you are right. Fill in the answer in the sentence at the bottom of the page. Double-check your work after each step. Be careful! Some of the steps are tricky!

1. Print the words G R E E N T R E E S: _____
2. Remove the space between the words: _____
3. Change the first R to a U: _____
4. Place an M in front of the N: _____
5. Replace all Ts with Ls: _____
6. Make the first letter an A: _____
7. Exchange the third vowel for a T: _____
8. Counting backwards from the last letter, make the third letter a V:

9. Change all Rs into As: _____
10. Place an E between the L and the A: _____
11. Make the fourth letter a U: _____
12. Separate the two words: _____

During the fall, _____ drop from the trees.

Draw and color a picture on the back of the paper showing this change in seasons.

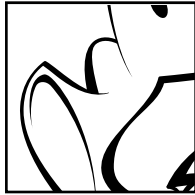


Fall Draw-o-Rama

B3



A2




C3



B2



B1




C2




A1



A3



C1



Match the squares below to the squares above.
Copy the lines in the squares above into the squares below.
Color your magical picture when you are finished drawing.

A

B

C

1			
2			
3			