


# Table of Contents

How to Use This Book .....	iv
Understanding the Writing Process .....	5
Sorting and Classifying .....	11
Emerging Levels of Writing Readiness with Practice .....	31
Using the Four Square for Books and Across Genres .....	64



# Understanding the Writing Process




Let's look at the writing process. Ever wonder why it's such a challenge for so many students? Dr. Mel Levine, author of *A Mind At A Time*, tells us that writing "is one of the largest orchestras a child's mind has to conduct."

It's true.

Writing requires a simultaneous integration of many critical elements. Dr. Mel Levine discusses these at length in his book, but we devised an absurd educational acronym (because let's face it, there aren't enough of those in education) called GLOFA to help you remember the components.



**GLOFA** stands for:  
**G**rapho-Motor Function  
**L**anguage Production  
**O**rganization  
**F**ocused Attention  
**A**ccess to Memory



The **G** in GLOFA is all about handwriting, a **Grapho-Motor Function**. Handwriting can derail at any or more of these stations:

Pre-visualization - if the student has trouble picturing the letters in his or her mind

Motor memories - if the student has difficulty activating the correct motor sequences to make the letters

Implementation - if the student is challenged assigning the muscles for the right motor sequence

Localization - if the student has trouble tracking finger movements

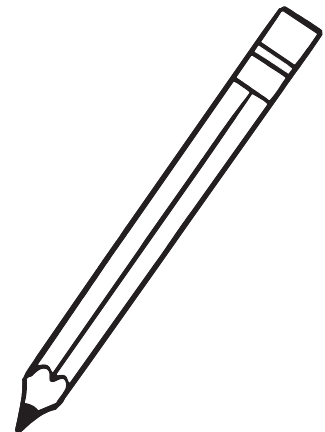

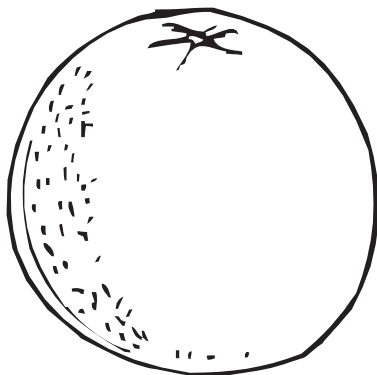

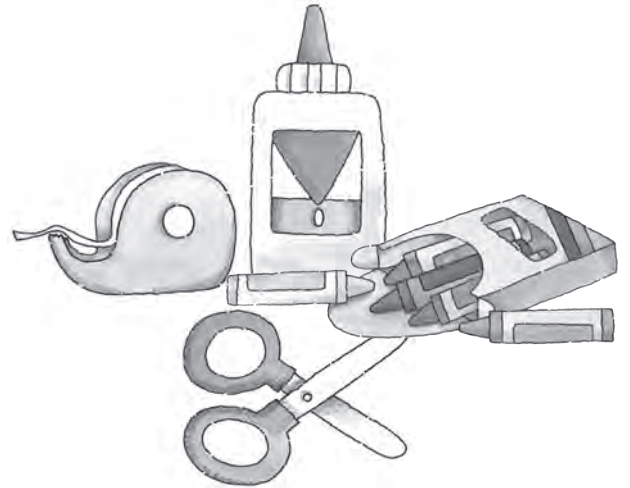
It's not all gloom and doom with handwriting. Dr. Levine insists that most handwriting difficulties can be remedied with consistent and repeated letter formation drill and practice; about 15 minutes a day.

# Sorting and Classifying



Why is it important to sort and classify?

We've included many practice pages for sorting and classifying. Writers need to align main ideas and pertinent details. Understanding how things are related is a foundation for the organization of our ideas. Lots of practice within these pages will help your young writers apply this ability to their own topics when they begin using their own Four Squares.



Name \_\_\_\_\_

