

Table of Contents

Hints for Parents and Teachers	6
1) "ch" Exercises	
"CH"s Down the Chimney	7
Picture Popcorn	8
Missing Letters	9
Color the "ch"	10
Finish the Sentence	10
2) "sh" Exercises	
Shhhhhh! Quiet!	11
Bag of Sounds	12
Dividing Sounds: "sh" and "ch"	13
Identify by Coloring	14
Missing Letters	14
3) "th" Exercises	
Growing Tree of Words	15
Matching Pairs	16
Missing Letters	17
Finish the Sentence	18
Thomas Thumb	18
4) "wh" Exercises	
Colored Balloons	19
Sound People	20
Missing Letters	21
Wally's Wheels	22
Finish the Sentence	22
5) "oo" Exercises	
Word Wall	23
Crosswords	24
Rhyming Words: The Two Sounds of "oo"	25
Missing Letters	26
Finish the Sentence	26

6) "ng" Exercises	
Word Factory	27
Families of Words	28
Write and Match "ng" Words	29
Cut and Paste: My Old Grandfather Clock	30
Finish the Sentence	30
7) "igh" Exercises	
Picture Popcorn	31
Rhyming Picture Chain	32
Mike and his Night Light	33
Missing Letters	34
Which Light is Right?	34
8) "oi" Exercises	
Making Noise with "oi" and	35
Building Words	36
Finish the Sentence	37
Missing Letters	37
Birthday Party	38
9) "ay" and "oy" Exercises	
Building Towers	39
Proper Endings	40
Cut and Paste: Toybox	41
Missing Letters	42
Finish the Sentence	42
10) "ow" and "ou" Exercises	
Hula-Hoop Phonics	43
Baskets	44
Missing Letters	45
Missing Letters	45
Finish the Sentence	46

11) "k", Hard "c" and Soft "c" Exercises	
Racing Cars and	47
Who Stole the Cookies from the Cookie Jar?	48
Missing Letters	49
Clem the Cat	50
Crossword Puzzle	50
12) Silent "h" and "k" Exercises	
Erase the Silent Letter and	51
Knock Knock! Who's There?	52
Missing Letters	53
Knock, Knock	54
Sorting Balloons	54
13) Review Exercises	
Word S-T-R-E-T-C-H and	55
Sound People	56
Missing Letters	57
Missing Letters	58
Crossword Puzzle	59
Missing Letters	60
Juggling Jack	60
Complete List of Words	61

Tips for the Teacher

This activity book is an excellent resource to help your students learn to read and write. Combining both interactive group activities and individual activities, students learn basic reading skills through visual and phonological experiences.

This resource book provides you with over 65 activities that can be reproduced for classroom use. Reproducible picture cards and a list of words are also available to help you guide your students' success while using these activities. Please go to: <http://www.SongsThatTeach.com/phonics>

This phonics resource book can be used independently or as a supplement to the "Funky Phonics: Learn to Read" audio kits. This method addresses the needs of classroom teachers with support material and lessons for large groups, small groups and individual students.

We invite you to visit our website: www.SongsThatTeach.com.

The two types of main activities are symbolised at the top corners of each page to help you identify the type of activity and are defined below:

Group/Class Activity



Individual Activity



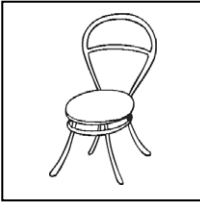
Name _____

1) "ch" Exercises





Finish the Sentence

Sound out the picture. Find the word at the bottom of the page. Write it in the blank space. Read out the entire sentence.



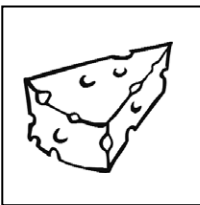

Everyone sat in their _____ at the dinner table.

Jill watches television on the _____.



The smoke rises from out of the _____.

Our fruit basket has four bananas, three apples and one _____.



The mouse ate the _____.

couch chair peach cheese chimney


4) "wh" Exercises

Name _____



Wally's Wheels

Help Wally get to the end of the road by coloring the pictures that have a "wh" sound in their names.




Name _____

5) "oo" Exercises


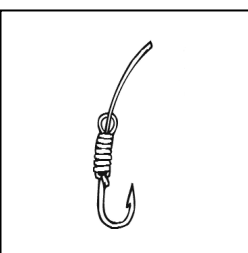



Rhyming Words: The Two Sounds of "oo"




Sound out the pictures on the left and right side of the page. Draw lines from the pictures to the moon if the sound of "oo" rhymes with "moon" and to look if the sound of "oo" rhymes with "look."



"oo" as in "moon"



"oo" as in "look"



Name _____

6) "ng" Exercises



Write and Match "ng" Words

Sound out all the pictures. Fill in the blank spaces by writing the words supplied below. Draw a line from the word to the corresponding picture.

ng	
ng	
ng	
ng	
ng	

sing lung ring
gong king